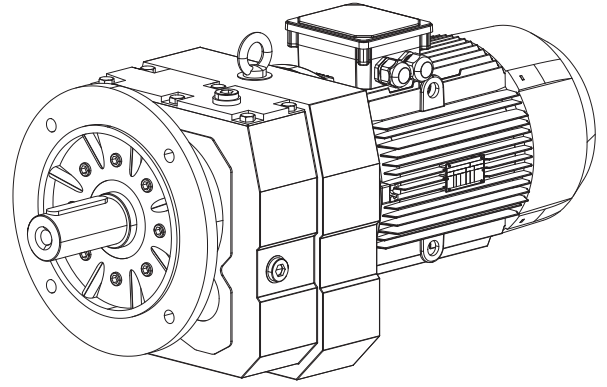
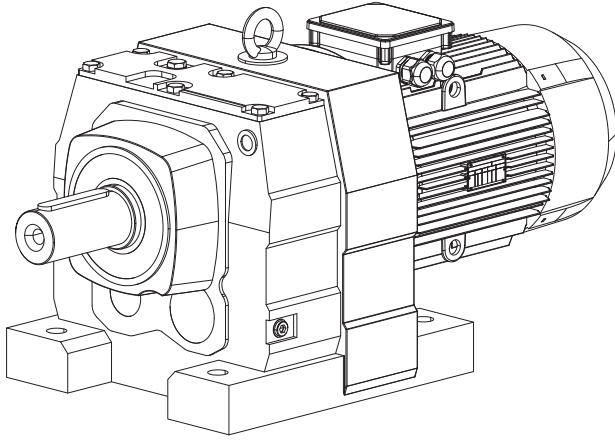


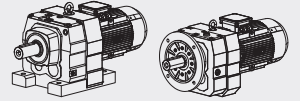
GÜÇ DEVİR TABLOLARI

GEARED PERFORMANCE TABLES



GÜÇ DEVİR TABLOLARI

GEARED PERFORMANCE TABLES

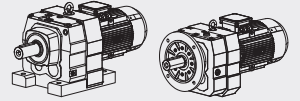


Motor Gücü Motor Power P_1 (kW)	Çıkış Devri Output Speed n_2 (min^{-1})	Çıkış Momenti Output Torque M_2 (Nm)	Servis Faktörü Service Factor f_B	Tahvil Oranı Ratio i_{ges}	Tip Type
0.12	0.06	14300	0.90	21342	DA876 63M4A DF876 63M4A
	0.08	12000	1.1	18210	
	0.09	10300	1.25	15923	
	0.10	9440	1.4	14075	
	0.11	7630	1.7	12344	
	0.12	6780	1.9	11143	
	0.14	6020	2.2	9743	
	0.16	4960	2.6	8443	
	0.19	4290	3.0	7307	
	0.21	3780	3.4	6447	
	0.25	3270	4.0	5568	
	0.11	8390	0.95	12921	
	0.12	7240	1.1	11712	
	0.13	6430	1.25	10573	
	0.16	5160	1.55	8784	
	0.18	4270	1.85	7479	
	0.21	4060	1.95	6559	
	0.24	3330	2.4	5834	
	0.27	3160	2.5	5116	
	0.18	4500	0.95	7583	DA676 63M4A DF676 63M4A
	0.20	3850	1.1	6743	
	0.23	3660	1.2	5914	
	0.27	2950	1.45	5168	
	0.31	2600	1.65	4435	
	0.35	2310	1.85	3896	
	0.45	1880	2.3	3039	
	0.35	2670	1.6	3918	
	0.41	2240	1.9	3343	
	0.45	2030	2.1	3034	
	0.52	1750	2.5	2653	
	0.61	1500	2.9	2280	
	0.67	1300	3.3	2067	
	0.30	2950	1.0	4559	DA576 63M4A DF576 63M4A
	0.34	2500	1.2	4004	
	0.40	2200	1.35	3481	
	0.29	3240	0.9	4678	
	0.32	2970	1.0	4309	
	0.37	2510	1.2	3702	
	0.46	2010	1.5	3019	
	0.52	1750	1.7	3668	
	0.61	1440	2.1	2245	
	0.68	1280	2.3	2016	
0.80	1160	2.6	1733		
0.45	2020	1.5	3065	DA575 63M4A DF575 63M4A	
0.51	1790	1.65	2722		
0.60	1510	2.0	2311		
0.66	1360	2.2	2078		
0.76	1170	2.6	1823		
0.87	1020	3.0	1583		
0.99	860	3.5	1396		
1.1	740	4.1	1228		
0.48	1740	0.9	2873	DA475 63M4A DF475 63M4A	
0.70	1260	1.25	1961		
0.50	1850	0.85	2770		
0.53	1730	0.9	2595		
0.65	1390	1.1	2129		
0.72	1240	1.25	1930		
0.80	1100	1.4	1733		
0.79	1090	1.4	1737		



GÜÇ DEVİR TABLOLARI

GEARED PERFORMANCE TABLES

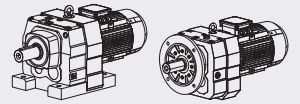


Motor Gücü Motor Power P_1 (kW)	Çıkış Devri Output Speed n_2 (min^{-1})	Çıkış Momenti Output Torque M_2 (Nm)	Servis Faktörü Service Factor f_B	Tahvil Oranı Ratio i_{ges}	Tip Type
0.12	0.91	960	1.6	1524	DA475 63M4A DF475 63M4A
	1.1	775	2.0	1303	
	1.2	680	2.3	1143	
	1.6	555	2.8	885	
	1.8	485	3.2	776	
	2.0	430	3.6	685	
	2.3	345	4.5	599	
	0.97	950	0.85	1430	DA375 63M4A DF375 63M4A
	1.1	900	0.9	1303	
	1.2	770	1.05	1124	
	1.3	715	1.15	1047	
	1.5	615	1.35	915	
	0.99	940	0.85	1394	
	1.1	785	1.05	1218	
	1.3	710	1.15	1084	
	1.5	635	1.3	940	
	1.7	505	1.6	821	
	1.9	460	1.8	731	
	2.1	440	1.85	646	
	2.7	365	2.3	520	
	3.1	310	2.6	451	
	3.3	290	2.8	422	
	3.8	245	3.3	365	
	1.4	655	0.9	956	DA285 63M4A DF285 63M4A
	1.5	605	1.0	891	
	1.9	490	1.25	730	
	2.1	425	1.4	644	
	2.4	375	1.6	571	
	2.8	315	1.9	486	
	1.6	565	1.05	836	
	1.8	475	1.25	750	
	2.1	420	1.4	646	
	2.4	380	1.55	574	
	2.8	330	1.8	495	
	3.2	275	2.2	438	
	1.8	525	0.85	782	DA275 63M4A DF275 63M4A
	2.0	440	1.05	678	
	2.3	395	1.15	604	
	2.6	360	1.25	537	
	2.9	315	1.45	471	
	3.9	235	1.95	357	
	4.3	205	2.2	319	
3.8	245	1.8	359		
4.3	225	2.0	324		
4.8	196	2.3	290		
5.3	177	2.5	262		
5.6	164	2.8	246		
6.3	144	3.1	220		
2.4	375	0.8	572	DA205 63M4A DF205 63M4A	
2.7	330	0.9	510		
3.2	275	1.1	436		
3.4	255	1.15	408		
4.0	210	1.4	344		
2.8	355	0.85	502		
3.2	300	1.0	429		
3.7	255	1.15	372		
4.0	240	1.25	348		
4.6	205	1.5	301		
5.4	169	1.75	255		



GÜÇ DEVİR TABLOLARI

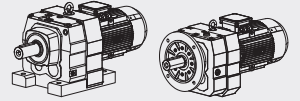
GEARED PERFORMANCE TABLES



Motor Gücü Motor Power P_1 (kW)	Çıkış Devri Output Speed n_2 (min^{-1})	Çıkış Momenti Output Torque M_2 (Nm)	Servis Faktörü Service Factor f_B	Tahvil Oranı Ratio i_{ges}	Tip Type
0.12	6.1	150	2.0	228	DA205 63M4A
	7.1	125	2.4	195	DF205 63M4A
	4.1	220	0.9	338	DA175 63M4A DF175 63M4A
	4.7	205	1.0	296	
	5.3	176	1.15	259	
	6.1	155	1.3	228	
	6.9	134	1.5	199	
	8.0	117	1.7	172	
	4.2	230	0.9	328	
	4.8	197	1.0	289	
	5.2	184	1.1	265	
	6.1	151	1.35	226	
	6.8	138	1.45	202	
	7.7	120	1.65	179	
	6.0	152	0.85	229	DA105 63M4A DF105 63M4A
	6.9	132	1.0	200	
	7.8	116	1.1	177	
	8.3	111	1.15	166	
	6.1	151	0.85	227	
	6.8	138	0.95	203	
	7.7	121	1.1	179	
	8.8	102	1.25	156	
	4.6	250	3.3	195.24	DA373 63M6B DF373 63M6B
	5.4	210	3.9	166.59	
	6.2	186	4.4	145.67	
	4.5	255	2.4	199.81	DA283 63M6B DF283 63M6B
	4.9	235	2.6	184.07	
	5.7	200	3.0	158.14	
	6.5	175	3.4	137.67	
	7.0	164	3.7	128.97	
	7.9	145	4.1	113.94	
	6.9	166	3.6	199.81	DA283 63M4A DF283 63M4A
	7.5	153	3.9	184.07	
	4.8	240	1.9	186.89	DA273 63M6B DF273 63M6B
	5.2	220	2.0	172.17	
	6.1	188	2.4	147.92	
	7.0	164	2.7	128.77	
	7.5	154	2.9	120.63	
	8.4	136	3.3	106.58	
	9.1	126	3.6	98.99	
	7.4	155	2.9	186.89	DA273 63M4A DF273 63M4A
	8.0	143	3.2	172.17	
9.3	123	3.7	147.92		
11	107	4.2	128.77		
5.1	225	1.35	176.88	DA203 63M6B DF203 63M6B	
5.5	210	1.45	162.94		
6.4	178	1.7	139.99		
7.4	155	1.95	121.87		
7.8	147	2.0	176.88	DA203 63M4A DF203 63M4A	
8.5	135	2.2	162.94		
9.9	116	2.6	139.99		
11	101	3.0	121.87		
12	95	3.2	114.17		
14	84	3.6	100.86		
15	78	3.9	93.68		
6.7	172	1.15	134.82		DA173 63M6B DF173 63M6B

GÜÇ DEVİR TABLOLARI

GEARED PERFORMANCE TABLES

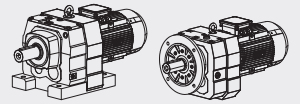


Motor Gücü Motor Power P_1 (kW)	Çıkış Devri Output Speed n_2 (min^{-1})	Çıkış Momenti Output Torque M_2 (Nm)	Servis Faktörü Service Factor f_B	Tahvil Oranı Ratio i_{ges}	Tip Type
0.12	7.3	158	1.25	123.66	DA173 63M6B DF173 63M6B
	8.5	134	1.5	105.28	
	9.9	116	1.75	90.77	
	11	108	1.85	84.61	
	12	94	2.1	73.96	
	10	112	1.8	134.82	DA173 63M4A DF173 63M4A
	11	103	1.95	123.66	
	13	87	2.3	105.28	
	15	75	2.7	90.77	
	16	70	2.8	84.61	
	19	61	3.3	73.96	
	7.3	158	0.8	123.91	DA103 63M6B DF103 63M6B
	8.5	134	0.95	105.49	
	9.9	116	1.1	90.96	
	11	108	1.2	84.78	
	12	94	1.4	74.11	
	10	112	1.15	135.09	DA003 63M4A DF003 63M4A
	11	103	1.25	123.91	
	13	88	1.5	105.49	
	15	76	1.7	90.96	
	16	70	1.85	84.78	
	19	62	2.1	74.11	
	20	58	2.2	69.47	
	23	51	2.5	61.3	
	25	46	2.8	55.87	
	29	40	3.2	48.17	
	31	37	3.5	44.9	
	11	104	0.8	81.64	DA003 63M6B DF003 63M6B
	13	90	0.95	70.39	
	14	84	1.0	65.61	
	16	73	1.15	57.35	
	17	68	1.25	53.76	
	19	60	1.4	47.44	
	17	68	1.25	81.64	DA003 63M4A DF003 63M4A
	20	58	1.45	70.39	
	21	55	1.55	65.61	
	24	48	1.8	57.35	
	26	45	1.9	53.76	
	29	39	2.2	47.44	
	31	37	2.3	44.18	
	36	32	2.7	38.61	
	38	30	2.8	36.20	
	43	27	3.2	31.94	
	49	24	3.6	28.32	
	57	20	4.2	24.07	
	55	21	4.1	25.23	DA002 63M4A DF002 63M4A
	60	19	4.4	23.15	
	70	16	5.2	19.71	
81	14	6.0	16.99		
87	13	6.4	15.84		
100	12	7.4	13.84		
106	11	7.9	12.98		
121	9.5	8.5	11.45		
136	8.4	9.2	10.15		
160	7.2	10	8.63		
183	6.3	8.9	7.55		
196	5.8	9.5	7.04		
224	5.1	11	6.15		



GÜÇ DEVİR TABLOLARI

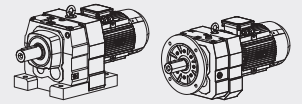
GEARED PERFORMANCE TABLES



Motor Gücü Motor Power P_1 (kW)	Çıkış Devri Output Speed n_2 (min^{-1})	Çıkış Momenti Output Torque M_2 (Nm)	Servis Faktörü Service Factor f_B	Tahvil Oranı Ratio i_{ges}	Tip Type		
0.12	239	4.8	11	5.76	DA002 63M4A DF002 63M4A		
	271	4.2	12	5.09			
	306	3.7	13	4.51			
	360	3.2	14	3.83			
0.18	0.09	15500	0.85	14075	DA876 63M4B DF876 63M4B		
	0.11	12900	1.0	12344			
	0.12	11600	1.1	11143			
	0.14	10200	1.25	9743			
	0.16	8590	1.5	8443			
	0.18	7430	1.75	7307			
	0.20	6560	2.0	6447			
	0.24	5660	2.3	5568			
	0.27	5120	2.5	4926			
	0.31	4430	2.9	4325			
	0.35	3900	3.3	3754			
	0.40	3380	3.8	3302			
	0.18	0.15	8930	0.9	8784	DA776 63M4B DF776 63M4B	
		0.18	7490	1.05	7479		
		0.20	6880	1.15	6559		
		0.23	5840	1.35	5834		
		0.26	5370	1.5	5116		
		0.30	4540	1.75	4464		
		0.34	4000	2.0	3928		
		0.18	0.28	5260	1.5	4709	DA775 63M4B DF775 63M4B
			0.33	4450	1.8	4018	
			0.38	3850	2.1	3514	
			0.40	3640	2.2	3338	
			0.45	3160	2.5	2929	
	0.30		4510	0.95	4435		
	0.18	0.34	3990	1.1	3896	DA676 63M4B DF676 63M4B	
		0.43	3190	1.35	3039		
		0.34	4380	1.0	3918		
		0.18	0.39	3700	1.15	3343	DA675 63M4B DF675 63M4B
			0.44	3360	1.3	3034	
			0.50	2910	1.5	2653	
			0.58	2500	1.7	2280	
			0.64	2200	1.95	2067	
			0.66	2050	2.1	1987	
			0.72	1840	2.3	1827	
			0.83	1580	2.7	1599	
			0.94	1410	3.1	1400	
	1.1		1210	3.6	1226		
	0.18	0.49	2920	1.05	2668	DA576 63M4B DF576 63M4B	
		0.59	2420	1.25	2245		
		0.65	2160	1.4	2016		
		0.76	1920	1.55	1733		
0.81		1790	1.7	1623			
0.92		1570	1.9	1434			
1.1		1300	2.3	1207			
1.2		1160	2.6	1084			
1.4		990	3.0	934			
1.5		920	3.2	878			
1.8		785	3.8	755			
0.18		0.49	2980	1.0	2722		DA575 63M4B DF575 63M4B
	0.57	2520	1.2	2311			
	0.64	2270	1.9	2078			
0.18	0.76	1850	0.85	1733	DA476 63M4B DF476 63M4B		
	0.89	1650	0.95	1489			

GÜÇ DEVİR TABLOLARI

GEARED PERFORMANCE TABLES

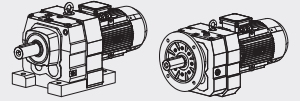


Motor Gücü Motor Power P_1 (kW)	Çıkış Devri Output Speed n_2 (min^{-1})	Çıkış Momenti Output Torque M_2 (Nm)	Servis Faktörü Service Factor f_B	Tahvil Oranı Ratio i_{ges}	Tip Type
0.18	0.95	1540	1.0	1395	DA476 63M4B DF476 63M4B
	1.1	1350	1.15	1232	
	1.1	1250	1.25	1145	
	1.3	1120	1.4	1037	
	1.4	1000	1.55	931	
	1.6	850	1.85	802	
	0.76	1850	0.85	1737	DA475 63M4B DF475 63M4B
	0.87	1620	0.95	1524	
	1.0	1350	1.15	1303	
	1.2	1180	1.3	1143	
	1.5	940	1.65	885	
	1.7	830	1.9	776	
	1.5	950	0.85	858	DA376 63M4B DF376 63M4B
	1.7	830	1.0	575	
	2.0	735	1.1	671	
	2.3	620	1.35	571	
	1.6	870	0.95	821	DA375 63M4B DF375 63M4B
	1.8	780	1.05	731	
	2.0	720	1.15	646	
	2.4	625	1.3	560	
	2.7	530	1.55	488	
	3.0	470	1.75	436	
	3.5	405	2.0	373	
	4.0	355	2.3	327	
	4.6	320	2.6	289	
	2.3	625	0.95	571	DA286 63M4B DF286 63M4B
	2.7	525	1.15	486	
	2.3	635	0.95	574	DA285 63M4B DF285 63M4B
	2.7	545	1.1	495	
	3.0	465	1.3	438	
	3.4	415	1.45	388	
	3.8	380	1.6	344	
	4.5	310	1.95	294	
	5.1	280	2.1	261	
	2.9	490	0.9	454	DA276 63M4B DF276 63M4B
	3.2	445	1.0	410	
	2.8	520	0.85	471	
	3.7	390	1.15	357	
	4.1	345	1.3	319	
	4.8	290	1.55	273	
	5.5	255	1.75	241	
	6.1	225	2.0	215	
3.7	405	1.1	359	DA275 63M4B DF275 63M4B	
4.1	365	1.25	324		
4.6	325	1.4	290		
5.0	295	1.55	262		
5.3	275	1.65	246		
6.0	240	1.85	220		
7.0	205	2.2	188		
8.3	172	2.6	159		
4.4	335	0.9	301	DA205 63M4B DF205 63M4B	
5.2	285	1.05	255		
5.8	250	1.2	228		
6.8	210	1.4	195		
6.6	220	0.9	359	DA175 63M4B DF175 63M4B	
7.7	192	1.05	324		
8.8	167	1.2	290		
5.8	250	0.8	262		



GÜÇ DEVİR TABLOLARI

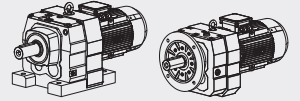
GEARED PERFORMANCE TABLES



Motor Gücü Motor Power P_1 (kW)	Çıkış Devri Output Speed n_2 (min^{-1})	Çıkış Momenti Output Torque M_2 (Nm)	Servis Faktörü Service Factor f_B	Tahvil Oranı Ratio i_{ges}	Tip Type
0.18	6.5	230	0.9	246	DA175 63M4B DF175 63M4B
	7.4	200	1.0	220	
	8.5	171	1.15	188	
	9.4	153	0.85	141	DA105 63M4B DF105 63M4B
	11	135	0.95	124	
	12	121	1.1	110	
	14	102	1.3	94	
	9.8	148	0.9	135	
	11	134	0.95	118	
	13	117	1.1	104	
	15	101	1.3	90	
	4.5	385	2.1	195.24	DA373 71M6A DF373 71M6A
	5.2	330	2.5	166.59	
	6.0	290	2.8	145.67	
	6.3	275	3.0	138.39	
	7.2	240	3.4	121.42	
	6.8	255	3.2	195.24	DA373 63M4B DF373 63M4B
	7.9	215	3.8	166.59	
	9.1	190	4.3	145.67	
	9.5	180	4.6	138.39	
	4.3	395	1.5	199.81	
	4.7	365	1.65	184.07	
	5.5	310	1.9	158.14	
	6.3	270	2.2	137.67	
	6.8	255	2.3	128.97	
	7.6	225	2.7	113.94	
	8.2	210	2.9	105.83	
	9.1	190	3.2	95.91	
	10	170	3.5	86.11	
	12	147	4.1	74.17	
	12	138	4.3	69.75	
	6.6	260	2.3	199.81	DA283 63M4B DF283 63M4B
	7.2	240	2.5	184.07	
	8.4	205	2.9	158.14	
	9.6	179	3.3	137.67	
	10	168	3.6	128.97	
	12	148	4.0	113.94	
	12	138	4.3	105.83	
	4.7	370	1.2	186.89	DA273 71M6A DF273 71M6A
	5.1	340	1.3	172.17	
	5.9	290	1.55	147.92	
	6.8	255	1.75	128.77	DA273 63M4B DF273 63M4B
7.2	240	1.9	120.63		
7.1	245	1.85	186.89	DA273 63M4B DF273 63M4B	
7.7	225	2.0	172.17		
8.9	193	2.3	147.92		
10	168	2.7	128.77		
11	157	2.9	120.63		
12	139	3.2	106.58		
13	129	3.5	98.99		
15	117	3.8	89.71		
7.5	230	1.3	176.88		DA203 63M4B DF203 63M4B
8.1	210	1.4	162.94		
9.4	182	1.65	139.99		
11	159	1.9	121.87		
12	149	2.0	114.17		

GÜÇ DEVİR TABLOLARI

GEARED PERFORMANCE TABLES

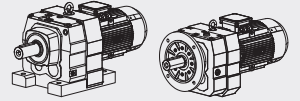


Motor Gücü Motor Power P_1 (kW)	Çıkış Devri Output Speed n_2 (min^{-1})	Çıkış Momenti Output Torque M_2 (Nm)	Servis Faktörü Service Factor f_B	Tahvil Oranı Ratio i_{ges}	Tip Type
0.18	13	131	2.3	100.86	DA203 63M4B DF203 63M4B
	14	122	2.5	93.68	
	16	111	2.7	84.90	
	17	99	3.0	76.23	
	7.0	245	0.8	123.66	DA173 71M6A DF173 71M6A
	8.3	215	0.95	105.28	
	9.6	179	1.1	90.77	
	10	167	1.2	84.61	
	9.8	176	1.15	134.82	DA173 63M4B DF173 63M4B
	11	161	1.25	123.66	
	13	137	1.45	105.28	
	15	118	1.7	90.77	
	16	110	1.8	84.61	
	18	96	2.1	73.96	
	19	90	2.2	69.33	
	22	80	2.5	61.18	
	24	73	2.8	55.76	
	27	63	3.2	48.08	
	11	161	0.8	123.91	
	13	137	0.95	105.49	
	15	118	1.1	90.96	
	16	110	1.2	84.78	
	18	96	1.35	74.11	
	19	90	1.45	69.47	
	22	80	1.65	61.30	
	24	73	1.8	55.87	
	27	63	2.1	48.17	
	29	59	2.2	44.90	
	34	51	2.5	39.25	
	36	48	2.7	36.79	
	41	42	3.1	32.47	
	46	38	3.5	28.78	
	54	32	4.1	24.47	
	47	37	3.5	28.37	DA102 63M4B DF102 63M4B
	51	34	3.8	26.09	
	59	29	4.5	22.32	
	68	25	5.2	19.35	
	73	24	5.5	18.08	
	84	20	6.4	15.63	
	99	17	7.5	13.28	
	16	106	0.8	81.64	DA003 63M4B DF003 63M4B
	19	92	0.95	70.39	
	20	85	1.0	65.61	
	23	75	1.15	57.35	
25	70	1.2	53.76		
28	62	1.4	47.44		
30	58	1.5	44.18		
34	50	1.7	38.61		
36	47	1.8	36.20		
41	42	2.0	31.94		
47	37	2.3	28.32		
55	31	2.7	24.07		
52	33	2.6	25.23		
57	30	2.8	23.15		
67	26	3.3	19.71		
78	22	3.8	16.99		
83	21	4.1	15.84		
95	18	4.7	13.84		



GÜÇ DEVİR TABLOLARI

GEARED PERFORMANCE TABLES

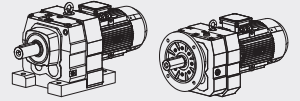


Motor Gücü Motor Power P_1 (kW)	Çıkış Devri Output Speed n_2 (min^{-1})	Çıkış Momenti Output Torque M_2 (Nm)	Servis Faktörü Service Factor f_B	Tahvil Oranı Ratio i_{ges}	Tip Type		
0.18	102	17	5.0	12.98	DA002 63M4B DF002 63M4B		
	115	15	5.4	11.45			
	130	13	5.8	10.15			
	153	11	6.4	8.63			
	175	9.8	5.7	7.55			
	188	9.2	6.0	7.04			
	215	8.0	6.8	6.15			
	229	7.5	7.1	5.76			
	259	6.6	7.7	5.09			
	293	5.9	8.1	4.51			
	344	5.0	9.0	3.83			
	0.18	268	6.4	12	10.15	DA002 56M2B DF002 56M2B	
		315	5.5	13	8.63		
		360	4.8	12	7.55		
		387	4.4	13	7.04		
		442	3.9	14	6.15		
		472	3.6	15	5.76		
		535	3.2	16	5.09		
		603	2.8	17	4.51		
710		2.4	19	3.83			
0.25		0.13	15000	0.85	9743		DA876 71M4A DF876 71M4A
	0.15	12700	1.0	8443			
	0.18	11000	1.2	7307			
	0.20	9700	1.35	6447			
	0.23	8380	1.55	5568			
	0.26	7520	1.75	4926			
	0.30	6540	2.0	4325			
	0.35	5730	2.3	3754			
	0.39	4990	2.6	3302			
	0.45	4360	3.0	2898			
	0.25	0.22	8680	0.9	5834	DA776 71M4A DF776 71M4A	
		0.25	7860	1.0	5116		
		0.29	6720	1.2	4464		
		0.33	5910	1.35	3928		
		0.25	0.28	7600	1.05	4709	DA775 71M4A DF775 71M4A
			0.32	6440	1.25	4018	
			0.37	5590	1.45	3514	
			0.39	5290	1.5	3338	
			0.44	4610	1.75	2929	
	0.49		4090	1.95	2658		
	0.54		3710	2.2	2412		
	0.63		3190	2.5	2073		
	0.71		2760	2.9	1839		
	0.93		2130	3.8	1397		
	1.1	1850	4.3	1226			
	0.25	0.43	4670	0.9	3039	DA676 71M4A DF676 71M4A	
		0.25	0.43	4860	0.9	3034	DA675 71M4A DF675 71M4A
			0.65	3030	1.4	1987	
			0.71	2740	1.55	1827	
			0.81	2370	1.8	1599	
			0.93	2100	2.0	1400	
			1.1	1810	2.4	1226	
			1.4	1410	3.0	939	
		1.6	1220	3.5	822		
		0.25	0.64	3160	0.95	2016	DA575 71M4A DF575 71M4A
			0.75	2780	1.1	1733	
0.80			2590	1.15	1623		
0.71			2870	1.05	1823		



GÜÇ DEVİR TABLOLARI

GEARED PERFORMANCE TABLES

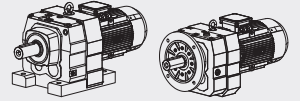


Motor Gücü Motor Power P_1 (kW)	Çıkış Devri Output Speed n_2 (min^{-1})	Çıkış Momenti Output Torque M_2 (Nm)	Servis Faktörü Service Factor f_B	Tahvil Oranı Ratio i_{ges}	Tip Type
0.25	0.82	2490	1.2	1583	DA575 71M4A DF575 71M4A
	0.93	2160	1.4	1396	
	1.1	1880	1.6	1228	
	1.2	1700	1.75	1069	
	1.4	1480	2.0	938	
	1.6	1260	2.4	824	
	1.8	1130	2.7	737	
	2.1	970	3.1	632	
	1.1	1810	0.85	1145	DA476 71M4A DF476 71M4A
	1.2	1630	0.95	1037	
	1.4	1460	1.05	931	
	1.6	1250	1.25	802	
	1.1	1750	0.90	1143	DA475 71M4A DF475 71M4A
	1.5	1380	1.1	885	
	1.7	1210	1.3	776	
	1.9	1070	1.45	685	
	2.2	900	1.7	599	
	2.5	795	1.95	525	
	2.8	695	2.2	456	
	4.9	405	3.8	268	
	2.3	900	0.90	571	DA375 71M4A DF375 71M4A
	2.3	900	0.90	560	
	2.7	775	1.05	488	
	3.0	690	1.20	436	
	3.5	590	1.40	373	
	4.0	520	1.60	327	
	4.5	460	1.80	289	
	5.0	410	2.0	260	
	5.8	345	2.4	224	
	3.3	605	1.0	388	DA286 71M4A DF286 71M4A
	3.8	550	1.10	344	
	4.4	455	1.30	294	
	5.0	410	1.45	261	
	5.6	370	1.60	234	
	6.5	315	1.90	200	
	7.4	270	2.2	176	
	8.2	245	2.5	158	
	3.4	630	0.95	384	DA285 71M4A DF285 71M4A
	3.6	585	1.05	359	
	4.2	505	1.20	310	
	4.9	425	1.40	264	
	5.5	375	1.60	235	
6.5	320	1.90	201		
7.2	290	2.1	181		
4.1	505	0.90	319	DA276 71M4A DF276 71M4A	
4.8	425	1.05	273		
5.4	375	1.20	241		
6.1	335	1.35	215		
6.9	295	1.55	187		
7.9	255	1.75	164		
9.2	220	2.0	142		
4.0	530	0.85	324		DA275 71M4A DF275 71M4A
4.5	470	0.95	290		
5.0	425	1.05	262		
5.3	395	1.15	246		
5.9	355	1.30	220		



GÜÇ DEVİR TABLOLARI

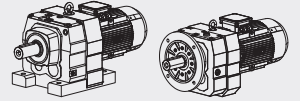
GEARED PERFORMANCE TABLES



Motor Gücü Motor Power P_1 (kW)	Çıkış Devri Output Speed n_2 (min^{-1})	Çıkış Momenti Output Torque M_2 (Nm)	Servis Faktörü Service Factor f_B	Tahvil Oranı Ratio i_{ges}	Tip Type
0.25	5.7	365	0.80	228	DA205 71M4A DF205 71M4A
	6.7	310	0.95	195	
	7.1	290	1.05	182	
	8.5	240	1.25	154	
	8.7	240	0.85	150	DA176 71M4A DF176 71M4A
	10	205	0.95	130	
	10	196	1.00	124	
	12	174	1.15	110	
	14	148	1.35	94	
	8.4	250	0.80	156	DA175 71M4A DF175 71M4A
	9.7	215	0.95	135	
	10	210	0.95	127	
	13	169	1.2	104	
	14	146	1.35	90	
	4.5	530	1.55	195.24	DA373 71M6B DF373 71M6B
	5.3	450	1.8	166.59	
	6.0	395	2.1	145.67	
	6.7	360	2.3	195.24	DA373 71M4A DF373 71M4A
	7.8	305	2.7	166.59	
	8.9	270	3.1	145.67	
	9.4	255	3.2	138.39	
	11	225	3.7	121.42	
	4.4	540	1.1	199.81	DA283 71M6B DF283 71M6B
	4.8	500	1.2	184.07	
	5.6	430	1.4	158.14	
	6.4	375	1.6	137.67	
	6.8	350	1.7	128.97	
	7.7	310	1.95	113.94	
	8.3	285	2.1	105.83	
	6.5	365	1.65	199.81	
	7.1	340	1.8	184.07	
	8.2	290	2.1	158.14	
	9.4	255	2.4	137.67	
	10	235	2.5	128.97	
	11	210	2.9	113.94	
	12	194	3.1	105.83	
	14	176	3.4	95.91	
	15	158	3.8	86.11	
	4.7	505	1.9	186.89	DA273 71M6B DF273 71M6B
	5.1	465	1.95	172.17	
5.9	400	1.1	147.92		
6.8	350	1.3	128.77		
7.3	325	1.35	120.63	DA273 71M6B DF273 71M6B	
8.3	290	1.55	106.58		
8.9	270	1.7	98.99		
7.0	345	1.3	186.89	DA273 71M4A DF273 71M4A	
7.6	315	1.4	172.17		
8.8	270	1.65	147.92		
10	235	1.9	128.77		
11	220	2.0	120.63		
12	196	2.3	106.58		
13	182	2.5	98.99		
14	165	2.7	89.71		
16	148	3.0	80.55		
19	127	3.5	69.23		

GÜÇ DEVİR TABLOLARI

GEARED PERFORMANCE TABLES

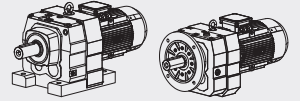


Motor Gücü Motor Power P_1 (kW)	Çıkış Devri Output Speed n_2 (min^{-1})	Çıkış Momenti Output Torque M_2 (Nm)	Servis Faktörü Service Factor f_B	Tahvil Oranı Ratio i_{ges}	Tip Type
0.25	7.3	325	0.9	176.88	DA203 71M4A DF203 71M4A
	8.0	300	1.0	162.94	
	9.3	255	1.15	139.99	
	11	225	1.35	121.87	
	11	210	1.45	114.17	
	13	185	1.6	100.86	
	14	172	1.75	93.68	
	15	156	1.9	84.90	
	17	140	2.1	76.23	
	19	126	2.4	68.54	
	20	118	2.5	64.21	
	23	104	2.9	56.73	
	25	97	3.1	52.69	
	27	88	3.4	47.75	
	9.6	250	0.8	134.82	DA173 71M4A DF173 71M4A
	11	225	0.9	123.66	
	12	193	1.05	105.28	
	14	167	1.2	90.77	
	15	155	1.3	84.61	
	18	136	1.45	73.96	
	19	127	1.55	69.33	
	21	112	1.8	61.18	
	23	102	1.95	55.76	
	27	88	2.3	48.08	
	29	82	2.4	44.81	
	33	72	2.8	39.17	
	35	67	3.0	36.72	
	40	60	3.4	32.40	
	15	156	0.85	84.78	DA103 71M4A DF103 71M4A
	18	136	0.95	74.11	
	19	128	1.0	69.47	
	21	113	1.15	61.30	
	23	103	1.25	55.87	
	27	89	1.45	48.17	
	29	83	1.6	44.90	
	33	72	1.8	39.25	
	35	68	1.9	36.79	
	40	60	2.2	32.47	
45	53	2.5	28.78		
53	45	2.9	24.47		
46	52	2.5	28.37	DA102 71M4A DF102 71M4A	
50	48	2.7	26.09		
58	41	3.2	22.32		
67	36	3.7	19.35		
72	33	3.9	18.08		
83	29	4.5	15.63		
98	24	5.3	13.28		
110	22	5.9	11.86		
128	19	6.6	10.13		
138	17	7.1	9.41		
159	15	7.7	8.16		
170	14	8.0	7.63		
197	12	8.8	6.59		
232	10	9.6	5.60		
260	9.2	10	5.00		
304	7.8	11	4.27		
325	7.3	12	4.00		
386	6.2	13	3.37		



GÜÇ DEVİR TABLOLARI

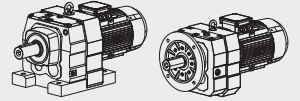
GEARED PERFORMANCE TABLES



Motor Gücü Motor Power P_1 (kW)	Çıkış Devri Output Speed n_2 (min^{-1})	Çıkış Momenti Output Torque M_2 (Nm)	Servis Faktörü Service Factor f_B	Tahvil Oranı Ratio i_{ges}	Tip Type
0.25	23	105	0.8	57.35	DA003 71M4A DF003 71M4A
	24	99	0.85	53.76	
	27	87	1.0	47.44	
	29	81	1.05	44.18	
	34	71	1.2	38.61	
	36	67	1.3	36.20	
	41	59	1.45	31.94	
	46	52	1.65	28.32	
	54	44	1.9	24.07	DA002 71M4A DF002 71M4A
	52	46	1.85	25.23	
	56	43	2.0	23.15	
	66	36	2.3	19.71	
	77	31	2.7	16.99	
	82	29	2.9	15.84	
	94	25	3.3	13.84	
	100	24	3.6	12.98	
	114	21	3.9	11.45	
	128	19	4.1	10.15	
	151	16	4.6	8.63	
	172	14	4.0	7.55	
	185	13	4.3	7.04	
	211	11	4.8	6.15	
	226	11	5.0	5.76	
	256	9.3	5.5	5.09	
	288	8.3	5.8	4.51	
	339	7.0	6.4	3.83	DA002 63M2B DF002 63M2B
	433	5.5	9.8	6.15	
	461	5.2	10	5.76	
523	4.6	11	5.09		
590	4.0	12	4.51		
694	3.4	13	3.83	DA876 71M4B DF876 71M4B	
0.19	15800	0.8	7307		
0.21	14000	0.95	6447		
0.25	12100	1.1	5568		
0.28	10800	1.2	4926		
0.32	9400	1.4	4325		
0.37	8210	1.6	3754		
0.42	7180	1.8	3302		
0.48	6280	2.1	2898		DA776 71M4B DF776 71M4B
0.31	9670	0.85	4464		
0.35	8510	0.95	3928		
0.34	9140	0.9	4018		
0.41	7950	1.0	3514		
0.47	7540	1.05	3338		
0.56	6580	1.2	2929		
0.62	5540	1.45	2484	DA776 71M4B DF776 71M4B	
0.52	5880	1.35	2658		
0.57	5330	1.5	2412		
0.67	4580	1.75	2073		
0.75	3990	2.0	1839		
0.99	3070	2.6	1397		
1.1	2670	3.0	1226		
1.3	2400	3.3	1090		
1.5	2090	3.8	951	DA676 71M4B DF676 71M4B	
0.67	4610	0.95	2067		
0.82	3760	1.15	1693		
0.89	3410	1.25	1550		
0.98	3090	1.4	1407		
1.1	2660	1.6	1209		

GÜÇ DEVİR TABLOLARI

GEARED PERFORMANCE TABLES

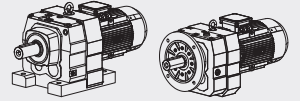


Motor Gücü Motor Power P_1 (kW)	Çıkış Devri Output Speed n_2 (min^{-1})	Çıkış Momenti Output Torque M_2 (Nm)	Servis Faktörü Service Factor f_B	Tahvil Oranı Ratio i_{ges}	Tip Type
0.37	0.69	4370	1.0	1987	DA675 71M4B DF675 71M4B
	0.76	3970	1.1	1827	
	0.86	3440	1.25	1599	
	0.99	3040	1.4	1400	
	1.1	2640	1.65	1226	
	1.5	2040	2.1	939	
	1.7	1770	2.4	822	
	0.96	3240	0.95	1434	DA576 71M4B DF576 71M4B
	1.1	2710	1.1	1207	
	1.3	2430	1.25	1084	
	0.99	3100	0.95	1396	DA575 71M4B DF575 71M4B
	1.1	2710	1.1	1228	
	1.3	2410	1.25	1069	
	1.5	2110	1.4	938	
	1.7	1820	1.65	824	
	1.9	1630	1.85	737	
	2.2	1390	2.2	632	
	3.2	960	3.1	431	
	3.6	840	3.6	379	
	4.1	745	4.0	336	
	1.7	1780	0.85	802	DA476 71M4B DF476 71M4B
	1.8	1670	0.95	754	
	2.1	1430	1.1	649	
	1.8	1730	0.9	776	
	2.0	1530	1.0	685	
	2.3	1310	1.2	599	
	2.6	1150	1.35	525	
	3.0	1000	1.55	456	
	5.2	585	2.7	268	
	5.8	515	3.0	236	
	2.6	1230	1.25	538	DA475 71M4B DF475 71M4B
	2.9	1080	1.45	472	
	3.5	910	1.7	400	
	3.8	810	1.9	361	
	3.2	980	0.85	436	DA375 71M4B DF375 71M4B
	3.7	840	0.95	373	
	4.2	740	1.1	327	
	4.8	655	1.25	289	
	5.3	585	1.4	260	
	6.2	500	1.65	224	
	7.0	435	1.9	197	
	8.1	380	2.2	169	
9.3	335	2.5	149		
4.7	650	0.9	294	DA285 71M4B DF285 71M4B	
5.3	585	1.0	261		
5.9	525	1.15	234		
6.9	450	1.35	200		
3.1	1140	2.6	289.74	DA573 80M6A DF573 80M6A	
3.5	1000	3.0	255.71		
3.7	950	3.2	241.25		
4.2	850	3.5	216.28		
3.7	970	1.6	246.54	DA473 80M6A DF473 80M6A	
4.2	850	1.8	216.54		
4.4	810	1.9	205.71		
4.9	715	2.2	181.77		
5.8	610	2.5	155.34		
6.3	560	2.8	142.41		



GÜÇ DEVİR TABLOLARI

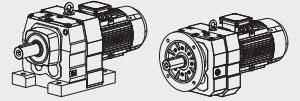
GEARED PERFORMANCE TABLES



Motor Gücü Motor Power P_1 (kW)	Çıkış Devri Output Speed n_2 (min^{-1})	Çıkış Momenti Output Torque M_2 (Nm)	Servis Faktörü Service Factor f_B	Tahvil Oranı Ratio i_{ges}	Tip Type
0.37	5.4	655	1.25	166.59	DA373 80M6A DF373 80M6A
	6.2	570	1.45	145.67	
	6.5	545	1.5	138.39	
	7.1	500	1.65	195.24	DA373 71M4B DF373 71M4B
	8.3	425	1.9	166.59	
	9.5	375	2.2	145.67	
	10	355	2.3	138.39	
	11	310	2.6	121.42	
	13	265	3.1	102.99	
	15	240	3.5	92.97	
	5.7	620	0.95	158.14	DA283 80M6A DF283 80M6A
	6.5	540	1.1	137.67	
	7.0	505	1.2	128.97	
	7.9	445	1.35	113.94	
	6.9	510	1.15	199.81	DA283 71M4B DF283 71M4B
	7.5	470	1.25	184.07	
	8.7	405	1.5	158.14	
	10	355	1.7	137.67	
	11	330	1.8	128.97	
	12	290	2.1	113.94	
	13	270	2.2	105.83	
	14	245	2.4	95.91	
	16	220	2.7	86.11	
	19	190	3.2	74.17	
	20	179	3.4	69.75	
	23	157	3.8	61.26	
	24	146	4.1	56.89	
	7.0	505	0.9	128.77	DA273 80M6A DF273 80M6A
	7.5	475	0.95	120.63	
	8.4	420	1.1	106.58	
	9.1	390	1.15	98.99	
	7.4	480	0.95	186.89	DA273 71M4B DF273 71M4B
8.0	440	1.0	172.17		
9.3	380	1.2	147.92		
11	330	1.35	128.77		
11	310	1.45	120.63		
13	275	1.65	106.58		
14	255	1.8	98.99		
15	230	1.95	89.71		
17	205	2.2	80.55		
20	177	2.5	69.23		
21	166	2.7	64.85		
24	147	3.1	57.29		
26	136	3.3	53.22		
29	124	3.6	48.23		
9.9	360	0.85	139.99	DA203 71M4B DF203 71M4B	
11	310	0.95	121.87		
12	290	1.05	114.17		
14	260	1.15	100.86		
15	240	1.25	93.68		
16	215	1.4	84.90		
18	195	1.55	76.23		
20	176	1.7	68.54		
21	164	1.8	64.21		
24	145	2.1	56.73		
26	135	2.2	52.69		
29	122	2.5	47.75		
32	110	2.7	42.87		

GÜÇ DEVİR TABLOLARI

GEARED PERFORMANCE TABLES

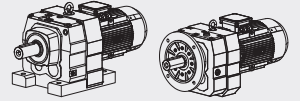


Motor Gücü Motor Power P_1 (kW)	Çıkış Devri Output Speed n_2 (min^{-1})	Çıkış Momenti Output Torque M_2 (Nm)	Servis Faktörü Service Factor f_B	Tahvil Oranı Ratio i_{ges}	Tip Type
0.37	37	95	3.2	36.93	DA203 71M4B DF203 71M4B
	40	89	3.4	34.73	
	41	87	2.8	33.79	DA202 71M4B DF202 71M4B
	44	80	2.8	31.12	
	52	69	4.4	26.74	
	59	60	5.0	13.28	
	63	56	5.4	21.81	
	15	230	0.85	90.77	DA173 71M4B DF173 71M4B
	16	215	0.85	84.61	
	19	189	1.05	73.96	
	20	178	1.15	69.33	
	23	157	1.3	61.18	
	25	143	1.4	55.76	
	29	123	1.6	48.08	
	31	115	1.75	44.81	
	35	100	2.0	39.17	
	38	94	2.1	36.72	
	43	83	2.4	32.40	
	48	74	2.7	28.73	
	57	63	3.2	24.42	
	49	73	2.8	28.32	DA172 71M4B DF172 71M4B
	53	67	2.8	26.03	
	62	57	3.5	22.27	
	71	49	4.1	19.31	
	76	46	4.3	18.05	
	88	40	5.0	15.60	
	104	34	5.6	13.25	
	117	30	6.0	11.83	
	23	157	0.85	61.30	DA103 71M4B DF103 71M4B
	25	143	0.9	55.87	
	29	123	1.05	48.17	
	31	115	1.15	44.90	
	35	101	1.3	39.25	
	38	94	1.4	36.79	
	43	83	1.55	32.47	
	48	74	1.75	28.78	
	56	63	2.1	24.47	
	49	73	1.8	28.37	DA102 71M4B DF102 71M4B
	53	67	1.95	26.09	
	62	57	2.3	22.32	
	71	50	2.6	19.35	
	76	46	2.8	18.08	
	88	40	3.2	15.63	
	104	34	3.8	13.28	
	36	99	0.85	38.61	DA003 71M4B DF003 71M4B
	38	93	0.9	36.20	
	43	82	1.05	31.94	
	49	73	1.15	28.32	
57	62	1.4	24.07		
55	65	1.3	25.23	DA002 71M4B DF002 71M4B	
60	59	1.45	23.15		
70	51	1.7	19.71		
81	44	1.95	16.99		
87	41	2.1	15.84		
100	35	2.4	13.84		
106	33	2.6	12.98		
121	29	2.8	11.45		
136	26	3.0	10.15		
160	22	3.3	8.63		



GÜÇ DEVİR TABLOLARI

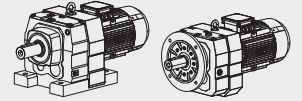
GEARED PERFORMANCE TABLES



Motor Gücü Motor Power P_1 (kW)	Çıkış Devri Output Speed n_2 (min^{-1})	Çıkış Momenti Output Torque M_2 (Nm)	Servis Faktörü Service Factor f_B	Tahvil Oranı Ratio i_{ges}	Tip Type
0.37	183	19	2.9	7.55	DA002 71M4B DF002 71M4B
	196	18	3.1	7.04	
	224	16	3.4	6.15	
	239	15	3.6	5.76	
	271	13	3.9	5.09	
	306	12	4.2	4.51	
	360	9.8	4.6	3.83	DA002 71M2A DF002 71M2A
	191	19	4.6	13.84	
	204	17	4.9	12.98	
	231	15	5.3	11.45	
	261	14	5.7	10.15	
	307	12	6.3	8.63	
	351	10	5.5	7.55	
	377	9.4	5.8	7.04	
	431	8.2	6.6	6.15	
	460	7.7	6.9	5.76	
	521	6.8	7.5	5.09	
	588	6.0	8.0	4.51	
691	5.1	8.8	3.83		
0.55	0.22	19800	0.9	6077	DA976 80M4A DF976 80M4A
	0.25	17600	1.0	5407	
	0.29	15100	1.2	4650	
	0.33	13300	1.35	4129	
	0.28	16600	0.8	4926	DA876 80M4A DF876 80M4A
	0.31	14500	0.9	4325	
	0.36	12700	1.05	3754	
	0.41	11100	1.15	3302	
	0.47	9720	1.35	2898	
	0.53	8730	1.5	2555	
	0.62	7560	1.7	2211	
	0.70	6670	1.95	1951	
	0.80	5730	2.3	1705	
	0.89	5140	2.5	1536	
	1.0	4450	2.9	1329	
	0.51	9080	0.9	2658	
	0.55	8540	0.95	2484	
	0.56	8240	0.95	2412	
	0.66	7090	1.15	2073	
	0.74	6210	1.3	1839	
	0.85	5350	1.5	1598	
	0.97	4760	1.7	1397	
	1.1	4150	1.95	1226	
	1.2	3710	2.2	1090	
	1.4	3240	2.5	951	
	1.6	2780	2.9	831	
	0.97	4790	0.9	1407	DA676 80M4A DF676 80M4A
	1.1	4120	1.05	1209	
	1.3	3590	1.2	1055	
	1.5	3140	1.35	979	
1.7	2790	1.55	815		
1.9	2450	1.75	717		
2.2	2140	2.0	626		
0.97	4730	0.9	1400	DA675 80M4A DF675 80M4A	
1.1	4120	1.05	1226		
1.2	3690	1.15	1104		
1.5	3170	1.35	939		
1.7	2760	1.55	822		

GÜÇ DEVİR TABLOLARI

GEARED PERFORMANCE TABLES

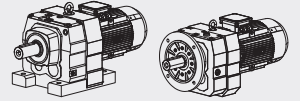


Motor Gücü Motor Power P_1 (kW)	Çıkış Devri Output Speed n_2 (min^{-1})	Çıkış Momenti Output Torque M_2 (Nm)	Servis Faktörü Service Factor f_B	Tahvil Oranı Ratio i_{ges}	Tip Type
0.55	1.5	3240	0.95	938	DA575 80M4A DF575 80M4A
	1.6	2810	1.05	824	
	1.8	2520	1.2	737	
	2.2	2160	1.4	632	
	2.4	1880	1.6	560	
	2.8	1640	1.85	484	
	3.2	1480	2.0	431	
	3.6	1290	2.3	379	
	4.0	1150	2.6	336	
	4.6	1010	3.0	296	
	5.5	840	3.6	249	
	2.6	1780	0.85	525	DA475 80M4A DF475 80M4A
	3.0	1550	1.0	456	
	3.4	1340	1.15	398	
	3.9	1190	1.3	352	
	4.4	1030	1.5	305	
	2.9	1650	0.95	472	
	3.4	1400	1.1	400	
	3.8	1260	1.25	361	
	4.9	970	0.85	276	DA375 80M4A DF375 80M4A
	5.8	830	1.0	236	
	6.2	775	1.05	221	
	7.3	650	1.25	186	
	3.1	1690	1.75	289.74	DA573 80M6B DF573 80M6B
	3.5	1490	2.0	255.71	
	3.7	1410	2.1	241.25	
	4.2	1260	2.4	216.28	
	4.7	1120	2.7	289.74	DA573 80M4A DF573 80M4A
	5.3	990	3.0	255.71	
	5.6	930	3.2	241.25	
	6.3	840	3.6	216.28	
	3.7	1440	1.1	246.54	DA473 80M6B DF473 80M6B
	4.2	1260	1.25	216.54	
	4.4	1200	1.3	205.71	
	4.9	1060	1.45	181.77	
	5.8	910	1.7	155.34	
	5.5	950	1.65	246.54	DA473 80M4A DF473 80M4A
	6.3	840	1.85	216.54	
	6.6	795	1.95	205.71	
	7.5	700	2.2	181.77	
	8.8	600	2.6	155.34	
	9.6	550	2.8	142.41	
	11	485	3.2	124.97	
	12	455	3.4	118.43	
	13	400	3.9	103.65	
8.2	645	1.25	166.59	DA373 80M4A DF373 80M4A	
9.3	565	1.45	145.67		
9.8	535	1.55	138.39		
11	470	1.75	121.42		
13	400	2.1	102.99		
15	360	2.3	92.97		
17	315	2.6	81.80		
18	300	2.8	77.24		
21	255	3.2	65.77		
8.6	610	1.0	158.14		DA283 80M4A DF283 80M4A
9.9	530	1.15	137.67		
11	500	1.2	128.97		



GÜÇ DEVİR TABLOLARI

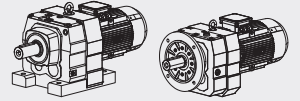
GEARED PERFORMANCE TABLES



Motor Gücü Motor Power P_1 (kW)	Çıkış Devri Output Speed n_2 (min^{-1})	Çıkış Momenti Output Torque M_2 (Nm)	Servis Faktörü Service Factor f_B	Tahvil Oranı Ratio i_{ges}	Tip Type
0.55	12	440	1.35	113,94	DA283 80M4A DF283 80M4A
	13	410	1.45	105,83	
	14	370	1.6	95,91	
	16	335	1.8	86,11	
	18	285	2.1	74,17	
	20	270	2.2	69,75	
	22	235	2.5	61,26	
	24	220	2.7	56,89	
	11	465	0.95	120.63	DA273 80M4A DF273 80M4A
	13	410	1.1	106.58	
	14	380	1.2	98.99	
	15	345	1.3	89.71	
	17	310	1.45	80.55	
	20	265	1.7	69.23	
	21	250	1.8	64.85	
	24	220	2.0	57.29	
	26	205	2.2	53.22	
	28	186	2.4	48.23	
	31	167	2.7	43.30	
	36	144	3.1	37.30	
	39	136	3.3	35.07	
	52	102	4.4	26.31	DA272 80M4A DF272 80M4A
	54	97	4.7	24.99	
	62	85	5.3	21.93	
	73	72	6.3	18.60	
	15	360	0.85	93.68	DA203 80M4A DF203 80M4A
	16	330	0.9	84.90	
	18	295	1.0	76.23	
	20	265	1.15	68.54	
	21	250	1.2	64.21	
	24	220	1.35	56.73	
	26	205	1.45	52.69	
	28	184	1.65	47.75	DA203 80M4A DF203 80M4A
	32	166	1.8	42.87	
	37	143	2.1	36.93	
	39	134	2.2	34.73	
	46	115	2.6	29.88	
	51	103	2.9	26.74	DA202 80M4A DF202 80M4A
	58	90	3.3	23.28	
	62	84	3.6	21.81	
	22	235	0.85	61.83	DA173 80M4A DF173 80M4A
	24	215	0.95	55.76	
28	186	1.1	48.08		
30	173	1.15	44.81		
35	151	1.3	39.17		
37	142	1.4	36.72		
42	125	1.6	32.40		
47	111	1.8	28.73		
56	94	2.1	24.42		
61	86	2.3	22.27	DA172 80M4A DF172 80M4A	
70	75	2.7	19.31		
75	70	2.9	18.05		
87	60	3.3	15.60		
103	51	3.7	13.25		
115	46	4.0	11.83		
35	152	0.85	39.25	DA103 80M4A DF103 80M4A	
37	142	0.9	36.79		
42	125	1.05	32.47		
47	111	1.15	28.78		

GÜÇ DEVİR TABLOLARI

GEARED PERFORMANCE TABLES

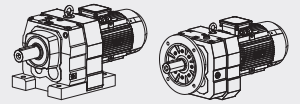


Motor Gücü Motor Power P_1 (kW)	Çıkış Devri Output Speed n_2 (min^{-1})	Çıkış Momenti Output Torque M_2 (Nm)	Servis Faktörü Service Factor f_B	Tahvil Oranı Ratio i_{ges}	Tip Type	
0.55	61	86	1.5	22.32	DA102 80M4A DF102 80M4A	
	70	75	1.75	19.35		
	75	70	1.85	18.08		
	87	60	2.2	15.63		
	102	51	2.5	13.28		
	115	46	2.8	11.86		
	134	39	3.1	10.13		
	145	36	3.4	9.41		
	167	32	3.7	8.16		
	178	29	3.8	7.63		
	206	26	4.2	6.59		
	243	22	4.6	5.60		
	272	19	4.9	5.00		
	318	17	5.3	4.27		
	340	15	5.5	4.00		
	404	13	6.1	3.37		
	50	105	0.8	53.76	DA003 71M2B DF003 71M2B	
	57	92	0.9	47.44		
	61	86	1.0	44.18		
	70	75	1.15	38.61		
	69	76	1.1	19.71	DA002 80M4A DF002 80M4A	
	80	66	1.3	16.99		
	86	61	1.4	15.84		
	98	54	1.6	13.84		
	105	50	1.7	12.98		
	119	44	1.85	11.45		
	134	39	1.95	10.15		
	158	33	2.2	8.63		
	180	29	1.9	7.55		
	193	27	2.0	7.04		
	221	24	2.3	6.15		
	236	22	2.4	5.76		
	267	20	2.6	5.09		
	302	17	2.8	4.51		
	355	15	3.0	3.83		
	313	17	4.3	8.63	DA002 71M2B DF002 71M2B	
	358	15	3.8	7.55		
	384	14	4.0	7.04		
	439	12	4.5	6.15		
	468	11	4.7	5.76		
531	9.9	5.2	5.09			
599	8.8	5.4	4.51			
704	7.5	6.0	3.83			
0.75	0.30	20700	0.85	4650		DA976 80H4B DF976 80H4B
	0.33	18300	1.0	4129		
	0.52	12000	1.5	2657		
	0.59	10400	1.75	2333		
	0.66	9230	1.95	2085		
	0.96	6510	2.8	1438		
	0.42	15100	0.85	3302	DA876 80H4B DF876 80H4B	
	0.48	13200	1.0	2898		
	0.54	11900	1.1	2555		
	0.62	10300	1.25	2211		
	0.71	9070	1.45	1951		
	0.81	7830	1.65	1705		
	0.90	7030	1.85	1536		
	1.0	6080	2.1	1329		
	1.2	5310	2.5	1166		



GÜÇ DEVİR TABLOLARI

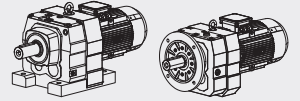
GEARED PERFORMANCE TABLES



Motor Gücü Motor Power P_1 (kW)	Çıkış Devri Output Speed n_2 (min^{-1})	Çıkış Momenti Output Torque M_2 (Nm)	Servis Faktörü Service Factor f_B	Tahvil Oranı Ratio i_{ges}	Tip Type
0.75	0.74	8640	0.95	1863	DA776 80H4B DF776 80H4B
	0.87	7330	1.1	1586	
	0.99	6500	1.25	1391	
	1.1	5850	1.35	1256	
	0.67	9640	0.85	2073	DA775 80H4B DF775 80H4B
	0.75	9480	0.95	1839	
	0.86	7310	1.1	1598	
	0.99	6480	1.25	1397	
	1.1	5660	1.4	1226	
	1.3	5050	1.6	1090	
	1.5	4410	1.8	951	
	1.7	3810	2.1	831	
	1.9	3320	2.4	730	
	1.3	4890	0.9	1055	DA676 80H4B DF676 80H4B
	1.5	4270	1.0	919	
	1.7	3800	1.15	815	
	1.2	5050	0.85	1104	DA675 80H4B DF675 80H4B
	1.5	4330	1.0	939	
	1.7	3770	1.15	822	
	3.7	1690	2.5	369	
	4.3	1470	2.9	323	
	2.2	2940	1.0	632	DA575 80H4B DF575 80H4B
	2.5	2570	1.15	560	
	2.8	2230	1.35	484	
	3.2	2010	1.5	431	
	3.6	1760	1.7	379	
	4.1	1570	1.9	336	
	4.7	1370	2.2	296	
	5.5	1150	2.6	249	
	3.5	1830	0.85	398	DA476 80H4B DF476 80H4B
	3.9	1630	0.95	352	
	4.5	1400	1.1	305	
	5.2	1240	1.25	268	
	5.8	1090	1.4	236	
	3.8	1710	0.9	361	DA475 80H4B DF475 80H4B
	4.6	1410	1.1	300	
	5.4	1200	1.3	256	
	3.5	2030	1.45	255.71	DA573 90S6A DF573 90S6A
	3.7	1920	1.55	241.25	
	4.2	1720	1.75	216.28	
4.8	1500	2.0	289.74	DA573 80H4B DF573 80H4B	
5.4	1330	2.3	255.71		
5.7	1250	2.4	241.25		
6.4	1120	2.7	216.28		
7.4	970	3.1	186.30		
8.1	880	3.4	170.02		
4.2	1720	0.9	216.54	DA473 90S6A DF473 90S6A	
4.4	1640	0.95	205.71		
4.9	1450	1.05	181.77		
5.8	1240	1.25	155.34		
6.3	1130	1.35	142.41		
5.6	1280	1.2	246.54	DA473 80H4B DF473 80H4B	
6.4	1120	1.4	216.54		
6.7	1070	1.45	205.71		
7.6	940	1.65	181.77		
8.9	810	1.9	155.34		
9.7	740	2.1	142.41		

GÜÇ DEVİR TABLOLARI

GEARED PERFORMANCE TABLES

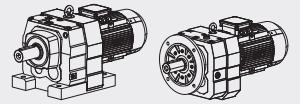


Motor Gücü Motor Power P_1 (kW)	Çıkış Devri Output Speed n_2 (min^{-1})	Çıkış Momenti Output Torque M_2 (Nm)	Servis Faktörü Service Factor f_B	Tahvil Oranı Ratio i_{ges}	Tip Type
0.75	11	650	2.4	124.97	DA473 80H4B DF473 80H4B
	12	615	2.5	118.43	
	13	540	2.9	103.65	
	15	485	3.2	93.38	
	8.3	860	0.95	166.59	DA373 80H4B DF373 80H4B
	9.5	755	1.1	145.67	
	10	720	1.15	138.39	
	11	630	1.3	121.42	
	13	535	1.55	102.99	
	15	485	1.7	92.97	
	17	425	1.95	81.80	
	18	400	2.0	77.24	
	21	340	2.4	65.77	
	24	300	2.7	57.68	
	27	270	3.0	52.07	
	30	240	3.5	45.81	
	32	225	3.7	43.26	
	11	670	0.9	128.97	DA283 80H4B DF283 80H4B
	12	590	1.0	113.94	
	13	550	1.1	105.83	
	14	500	1.2	95.91	
	16	445	1.35	86.11	
	19	385	1.55	74.17	
	20	360	1.65	69.75	
	23	320	1.9	61.26	
	24	295	2.0	56.89	
	27	270	2.2	51.56	
	30	240	2.5	46.29	
	13	555	0.8	106.58	DA273 80H4B DF273 80H4B
	14	515	0.9	98.99	
	15	465	0.95	89.71	
	17	420	1.1	80.55	
	20	360	1.25	69.23	
	21	335	1.35	64.85	
	24	295	1.5	57.29	
	26	275	1.65	53.22	
	29	250	1.8	48.23	
	32	225	2.0	43.30	
	37	194	2.3	37.30	
	39	182	2.5	36.23	
	46	157	2.9	34.85	
	51	140	3.2	32.29	
	52	137	3.3	31.22	
	55	130	3.5	29.23	
63	114	4.0	27.30		
74	97	4.7	23.30		
20	355	0.85	68.54	DA203 80H4B DF203 80H4B	
21	335	0.9	64.21		
24	295	1.0	56.73		
26	275	1.1	52.69		
29	250	1.2	47.75		
32	225	1.35	42.87		
37	192	1.55	36.93		
40	180	1.65	34.73		
46	155	1.95	29.88		
52	139	2.2	26.70		
58	122	2.5	23.59		
52	139	2.2	26.74		



GÜÇ DEVİR TABLOLARI

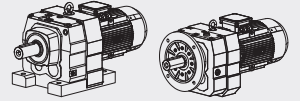
GEARED PERFORMANCE TABLES



Motor Gücü Motor Power P_1 (kW)	Çıkış Devri Output Speed n_2 (min^{-1})	Çıkış Momenti Output Torque M_2 (Nm)	Servis Faktörü Service Factor f_B	Tahvil Oranı Ratio i_{ges}	Tip Type
0.75	59	121	2.5	23.28	DA202 80H4B DF202 80H4B
	63	113	2.7	21.81	
	72	100	3.0	19.27	
	77	93	3.1	17.89	
	85	84	3.3	16.22	
	29	250	0.8	48.08	DA173 80H4B DF173 80H4B
	31	235	0.85	44.81	
	35	205	1.0	39.17	
	38	191	1.05	36.72	
	43	168	1.2	32.40	
	48	149	1.35	28.73	
	57	127	1.6	24.42	
	62	116	1.75	22.27	DA172 80H4B DF172 80H4B
	71	100	2.0	19.31	
	76	94	2.1	18.05	
	88	81	2.5	15.60	
	104	69	2.8	13.25	
	117	61	3.0	11.83	
	137	53	3.2	10.11	
	146	49	3.4	9.47	
	48	149	0.85	28.73	DA103 80H4B DF103 80H4B
	56	127	1.0	24.42	
	62	116	1.1	22.27	DA102 80H4B DF102 80H4B
	71	100	1.3	19.31	
	76	94	1.4	18.05	
	88	81	1.6	15.60	
	104	69	1.9	13.28	
	116	62	2.1	11.86	
	136	53	2.3	10.13	
	147	49	2.5	9.41	
	169	42	2.7	8.16	
	181	40	2.8	7.63	
	209	34	3.1	6.59	
	246	29	3.4	5.60	
	276	26	3.7	5.00	
	70	102	0.85	19.71	DA002 80H4B DF002 80H4B
	81	88	0.95	16.99	
	87	82	1.05	15.84	
	100	72	1.2	13.84	
	106	67	1.25	12.98	
	121	59	1.35	11.45	
	136	53	1.45	10.15	
160	45	1.6	8.63		
183	39	1.45	7.55		
196	37	1.5	7.04		
224	32	1.7	6.15		
239	30	1.75	5.76		
271	26	1.95	5.09		
306	23	2.0	4.51		
360	20	2.3	3.83		
236	30	2.7	11.45	DA002 80M2A DF002 80M2A	
266	27	2.9	10.15		
313	23	3.1	8.63		
358	20	2.8	7.55		
384	19	2.9	7.04		
439	16	3.3	6.15		
468	15	3.5	5.76		
531	14	3.8	5.09		
599	12	4.0	4.51		

GÜÇ DEVİR TABLOLARI

GEARED PERFORMANCE TABLES

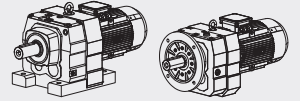


Motor Gücü Motor Power P_1 (kW)	Çıkış Devri Output Speed n_2 (min^{-1})	Çıkış Momenti Output Torque M_2 (Nm)	Servis Faktörü Service Factor f_B	Tahvil Oranı Ratio i_{ges}	Tip Type	
1.1	0.53	17700	1.0	2657	DA976 90S4A DF976 90S4A	
	0.60	15400	1.15	2333		
	0.67	13700	1.3	2082		
	0.75	12300	1.45	1877		
	0.84	10900	1.65	1670		
	0.97	9600	1.9	1438		
	1.1	8540	2.1	1279		
	1.2	7420	2.4	1123		
	0.63	15000	0.85	2211		DA876 90S4A DF876 90S4A
	0.72	13300	1.0	1951		
	0.82	11500	1.15	1705		
	0.91	10300	1.25	1536		
	1.0	8940	1.45	1329		
	1.2	7810	1.65	1166		
	1.4	6870	1.9	1029		
	1.6	5950	2.2	889		
	1.8	5240	2.5	784		
	2.0	4630	2.8	695		
	1.0	9480	0.85	1391	DA776 90S4A DF776 90S4A	
	1.1	8550	0.95	1256		
	1.3	7500	1.05	1105		
	1.3	7080	1.15	1043		
	1.6	6010	1.35	888		
	1.0	9470	0.85	1397	DA775 90S4A DF775 90S4A	
	1.1	8290	0.95	1226		
	1.3	7390	1.1	1090		
	1.5	6450	1.25	951		
	1.7	5590	1.45	831		
	1.9	4890	1.65	730		
	2.2	4190	1.9	629		
	2.5	3770	2.1	560		
	2.8	3270	2.5	490		
	2.0	4870	0.9	717	DA675 90S4A DF675 90S4A	
	2.3	4100	1.05	614		
	2.6	3630	1.2	544		
	2.8	3280	1.3	492		
	3.3	2780	1.55	417		
	3.8	2480	1.75	369		
	4.3	2170	2.0	323		
	4.9	1910	2.2	285		
	5.5	1690	2.5	253		
	3.2	2930	1.0	431	DA575 90S4A DF575 90S4A	
3.7	2580	1.15	379			
4.2	2290	1.3	336			
4.7	2010	1.5	296			
5.6	1680	1.8	249			
6.0	1570	1.9	234			
6.7	1400	2.1	209			
5.2	1810	0.85	268	DA476 90S4A DF476 90S4A		
5.9	1600	0.95	236			
6.7	1400	1.1	209			
5.5	1760	0.9	256	DA475 90S4A DF475 90S4A		
6.0	1590	0.95	232			
6.7	1350	1.15	195			
3.6	2920	1.05	255.71	DA573 90L6B DF573 90L6B		
3.8	2750	1.1	241.25			
4.2	2470	1.2	216.28			
4.9	2130	1.4	186.30			



GÜÇ DEVİR TABLOLARI

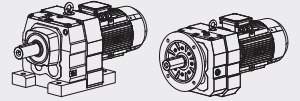
GEARED PERFORMANCE TABLES



Motor Gücü Motor Power P_1 (kW)	Çıkış Devri Output Speed n_2 (min^{-1})	Çıkış Momenti Output Torque M_2 (Nm)	Servis Faktörü Service Factor f_B	Tahvil Oranı Ratio i_{ges}	Tip Type
1.1	5.5	1920	1.55	255.71	DA573 90S4A DF573 90S4A
	5.8	1810	1.65	241.25	
	6.5	1620	1.85	216.28	
	7.5	1400	2.2	186.30	
	8.2	1280	2.3	170.02	
	9.3	1130	2.7	150.78	
	11	950	3.2	126.75	
	12	870	3.4	116.48	DA473 90S4A DF473 90S4A
	6.5	1620	0.95	216.54	
	6.8	1540	1.0	205.71	
	7.7	1360	1.15	181.77	
	9.0	1170	1.35	155.34	
	9.8	1070	1.45	142.41	
	11	940	1.65	124.97	
	12	890	1.75	118.43	
	14	450	2.0	103.65	
	15	700	2.2	93.38	
	17	615	2.5	81.82	
	19	545	2.8	72.57	
	22	480	3.2	63.68	
	23	455	3.4	60.35	
	27	395	3.9	52.82	DA373 90S4A DF373 90S4A
	12	910	0.9	121.42	
	14	775	1.05	102.99	
	15	700	1.2	92.97	
	17	615	1.35	81.80	
	18	580	1.4	77.24	
	21	495	1.65	65.77	
	24	435	1.9	57.68	
	27	390	2.1	52.07	
	31	345	2.4	45.81	
	32	325	2.5	43.26	
	38	275	3.0	36.83	
	42	250	3.3	33.47	DA283 90S4A DF283 90S4A
	16	645	0.95	86.11	
	19	555	1.1	74.17	
	20	525	1.15	69.75	
	23	460	1.3	61.26	
	25	425	1.4	56.89	
	27	385	1.55	51.89	
	30	345	1.75	46.29	
	35	300	1.95	39.88	
37	280	2.0	37.50		
43	240	2.2	32.27		
49	215	2.4	28.83	DA282 90S4A DF282 90S4A	
50	210	2.6	28.13		
52	200	2.7	26.72		
60	176	3.2	23.44		
70	149	4.0	19.89	DA273 90S4A DF273 90S4A	
20	520	0.85	69.23		
22	485	0.9	64.85		
24	430	1.05	57.29		
26	400	1.15	53.22		
29	360	1.25	48.23		
32	325	1.4	43.30		
38	280	1.6	37.30		
40	265	1.7	35.07		
46	225	2.0	30.18		
52	200	2.2	26.97		

GÜÇ DEVİR TABLOLARI

GEARED PERFORMANCE TABLES

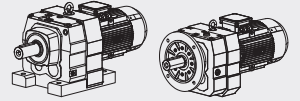


Motor Gücü Motor Power P_1 (kW)	Çıkış Devri Output Speed n_2 (min^{-1})	Çıkış Momenti Output Torque M_2 (Nm)	Servis Faktörü Service Factor f_B	Tahvil Oranı Ratio i_{ges}	Tip Type
1.1	53	197	2.3	26.31	DA272 90S4A DF272 90S4A
	56	188	2.4	24.99	
	64	165	2.7	21.93	
	75	140	3.2	18.60	
	83	126	3.6	16.79	
	29	360	0.85	47.75	DA203 90S4A DF203 90S4A
	33	320	0.95	42.87	
	38	275	1.1	36.93	
	40	260	1.15	34.73	
	47	225	1.35	29.88	
	52	200	1.5	26.70	
	59	177	1.7	23.59	
	60	175	1.7	23.28	DA202 90S4A DF202 90S4A
	64	164	1.85	21.81	
	73	145	2.0	19.27	
	78	134	2.2	17.89	
	86	122	2.3	16.22	
	96	109	2.4	14.56	
	112	94	2.7	12.54	
	119	89	2.8	11.79	
	138	76	3.0	10.15	
	154	68	3.2	9.07	
	43	245	0.8	32.40	DA173 90S4A DF173 90S4A
	49	215	0.95	28.73	
	57	183	1.1	24.42	
	73	145	1.4	19.31	DA172 90S4A DF172 90S4A
	78	135	1.5	18.05	
	90	117	1.7	15.60	
	106	99	1.9	13.25	
	118	89	2.1	11.83	
	139	76	2.2	10.11	
	148	71	2.3	9.47	
	176	60	2.6	7.97	
	210	50	2.9	6.67	
	247	43	3.3	5.67	
	277	38	3.5	5.06	
	72	145	0.9	19.35	DA102 90S4A DF102 90S4A
	77	136	0.95	18.08	
	90	117	1.1	15.63	
	105	100	1.3	13.28	
	118	89	1.45	11.86	
	138	76	1.61	10.13	
172	61	1.9	8.16		
184	57	1.95	7.63		
212	50	2.1	6.59		
250	42	2.4	5.60		
280	38	2.5	5.00		
328	32	2.7	4.27		
350	30	2.8	4.00		
415	25	3.1	3.37		
203	52	2.5	13.28	DA102 80M2B DF102 80M2B	
228	46	2.8	11.86		
267	39	3.1	10.13		
287	37	3.3	9.41		
331	32	3.7	8.16		
354	30	3.8	7.63		
410	26	4.1	6.59		
482	22	4.5	5.60		
540	20	4.9	5.00		



GÜÇ DEVİR TABLOLARI

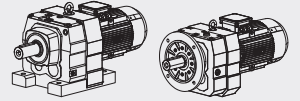
GEARED PERFORMANCE TABLES



Motor Gücü Motor Power P_1 (kW)	Çıkış Devri Output Speed n_2 (min^{-1})	Çıkış Momenti Output Torque M_2 (Nm)	Servis Faktörü Service Factor f_B	Tahvil Oranı Ratio i_{ges}	Tip Type
	137	77	1.1	19.71	DA002 80M2B DF002 80M2B
	159	66	1.3	16.99	
	170	62	1.4	15.84	
	195	54	1.6	13.84	
	208	51	1.7	12.98	
	236	45	1.8	11.45	
	266	40	1.95	10.15	
	358	29	1.9	7.55	
	384	27	2.0	7.04	
	439	24	2.3	6.15	
	468	22	2.4	5.76	
	531	20	2.6	5.09	
	599	18	2.7	4.51	
	704	15	3.0	3.83	
1.5	0.60	21200	0.85	2333	DA976 100L4A DF976 100L4A
	0.68	18800	0.95	2085	
	0.75	16900	1.05	1877	
	0.84	15000	1.20	1670	
	0.98	13100	1.35	1438	
	1.1	11700	1.55	1279	
	1.3	10200	1.75	1123	
	1.4	9060	2.0	999	
	3.3	3870	3.4	426	DA876 100L4A DF876 100L4A
	3.8	3340	3.9	368	
	0.83	15700	0.85	1705	DA876 100L4A DF876 100L4A
	0.92	14100	0.90	1536	
	1.1	12200	1.05	1329	
	1.2	10700	1.20	1166	
	1.4	9410	1.40	1029	
	1.6	8140	1.60	889	
	1.8	7170	1.80	784	
	2.0	6340	2.0	695	
	2.3	5700	2.3	619	
	2.5	5130	2.5	558	
	1.4	9650	0.85	1043	DA776 90H4B DF776 90H4B
	1.6	8200	1.0	888	
	2.0	6440	1.25	699	
	2.3	5590	1.45	609	
	1.3	10100	0.8	1090	DA775 90H4B DF775 90H4B
	1.5	8790	0.9	951	
	1.7	7640	1.05	831	
	1.9	6680	1.20	730	
	2.2	5740	1.40	629	
	2.5	5150	1.55	560	
	2.9	4470	1.80	490	
	3.3	3910	2.0	428	
3.7	3510	2.3	381		
4.4	2980	2.7	323		
2.7	4860	0.9	528	DA676 90H4B DF676 90H4B	
2.6	4970	0.85	544		
2.9	4490	0.95	492		
3.4	3810	1.15	417		
3.8	3390	1.25	369		
4.4	2960	1.45	323		
3.0	4410	1.0	469		DA675 90H4B DF675 90H4B
4.2	3120	0.95	336	DA575 90H4B DF575 90H4B	
4.8	2740	1.1	296		
5.7	2300	1.3	249		
6.0	2150	1.4	234		

GÜÇ DEVİR TABLOLARI

GEARED PERFORMANCE TABLES

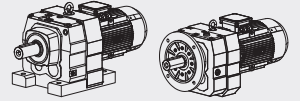


Motor Gücü Motor Power P_1 (kW)	Çıkış Devri Output Speed n_2 (min^{-1})	Çıkış Momenti Output Torque M_2 (Nm)	Servis Faktörü Service Factor f_B	Tahvil Oranı Ratio i_{ges}	Tip Type
1.5	3.7	3910	1.1	251.15	DA673 100L6B DF673 100L6B
	4.0	3580	1.2	229.95	
	4.5	3160	1.35	203.16	
	5.3	2680	1.6	172.34	
	5.8	2470	1.75	158.68	
	6.5	2210	1.95	141.83	
	5.5	2600	1.15	255.71	DA573 90H4B DF573 90H4B
	5.8	2450	1.2	241.25	
	6.5	2200	1.35	216.28	
	7.6	1890	1.6	186.30	
	8.3	1730	1.75	170.02	
	9.4	1530	1.95	150.78	
	11	1290	2.3	126.75	
	12	1180	2.5	116.48	
	14	1050	2.8	103.44	
	15	940	3.2	92.48	
	7.8	1850	0.85	181.77	DA473 90H4B DF473 90H4B
	9.1	1580	1.0	155.34	
	9.9	1450	1.05	142.41	
	11	1270	1.2	124.97	
	12	1200	1.3	118.43	
	14	1050	1.45	103.65	
	15	950	1.65	93.38	
	17	830	1.85	81.92	
	19	735	2.1	72.57	
	22	645	2.4	63.68	
	23	615	2.5	60.35	
	27	535	2.9	52.82	
	30	485	3.2	47.58	
	34	425	3.7	41.74	
	38	375	4.1	36.84	
	15	940	0.85	92.97	DA373 90H4B DF373 90H4B
	17	830	1.0	81.80	
	18	785	1.05	77.24	
	21	670	1.25	65.77	
	24	585	1.4	57.68	
	27	530	1.55	52.07	
	31	465	1.75	45.81	
	33	440	1.85	43.26	
	38	375	2.2	36.83	
	42	340	2.4	33.47	
	49	295	2.8	29.00	
56	255	3.0	25.23		
60	240	3.5	23.37	DA372 90H4B DF372 90H4B	
66	220	3.8	21.43		
75	191	4.1	18.80		
23	620	0.95	61.26	DA283 90H4B DF283 90H4B	
25	580	1.05	56.89		
27	525	1.15	51.56		
30	470	1.3	46.29		
35	405	1.45	39.88		
38	380	1.5	37.50		
44	330	1.65	32.37		
49	295	1.8	28.83		
50	285	1.9	28.13	DA282 90H4B DF282 90H4B	
53	270	2.0	26.72		
60	240	2.3	23.44		
71	200	3.0	19.89		
79	182	3.2	17.95		



GÜÇ DEVİR TABLOLARI

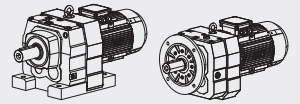
GEARED PERFORMANCE TABLES



Motor Gücü Motor Power P_1 (kW)	Çıkış Devri Output Speed n_2 (min^{-1})	Çıkış Momenti Output Torque M_2 (Nm)	Servis Faktörü Service Factor f_B	Tahvil Oranı Ratio i_{ges}	Tip Type
1.5	27	540	0.85	53.22	DA273 90H4B DF273 90H4B
	29	490	0.9	48.23	
	33	440	1.0	43.30	
	38	380	1.2	37.30	
	40	355	1.25	35.07	
	47	305	1.45	30.18	
	54	265	1.7	26.31	DA272 90H4B DF272 90H4B
	56	255	1.75	24.99	
	64	225	2.0	21.93	
	76	189	2.4	18.60	
	84	171	2.6	16.79	
	95	150	2.9	14.77	
	101	142	3.0	13.95	
	119	121	3.4	11.88	
	38	375	0.8	36.93	DA203 90H4B DF203 90H4B
	41	355	0.85	34.73	
	47	305	1.0	29.88	
	53	270	1.1	26.77	
	60	240	1.25	23.59	
	61	235	1.25	23.28	DA202 90H4B DF202 90H4B
	65	220	1.35	21.81	
	73	196	1.5	19.27	
	79	182	1.6	17.89	
	87	165	1.65	16.22	
	97	148	1.8	14.56	
	112	127	1.95	12.54	
	120	120	2.0	11.79	
	139	103	2.2	10.15	
	155	92	2.4	9.07	
	176	81	2.5	8.01	
	182	79	2.1	7.76	
	203	71	2.2	6.96	
	235	61	2.6	6.00	
	250	57	2.7	5.64	
	291	49	3.0	4.85	
	325	44	3.3	4.34	
368	39	3.7	3.83		
73	196	1.0	19.31	DA172 90H4B DF172 90H4B	
78	183	1.1	18.05		
90	159	1.25	15.60		
106	135	1.4	13.25		
119	120	1.5	11.83		
140	103	1.65	10.11		
149	96	1.75	9.47		
177	81	1.95	7.97		
211	68	2.1	6.67		
249	58	2.5	5.67		
279	51	2.6	5.06		
326	44	2.9	4.32		
348	41	3.0	4.05		
414	35	3.2	3.41		
204	70	2.7	13.25	DA172 90S2A DF172 90S2A	
228	63	2.9	11.83		
267	54	3.2	10.11		
285	50	3.3	9.47		
339	42	3.7	7.97		

GÜÇ DEVİR TABLOLARI

GEARED PERFORMANCE TABLES

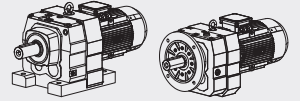


Motor Gücü Motor Power P_1 (kW)	Çıkış Devri Output Speed n_2 (min^{-1})	Çıkış Momenti Output Torque M_2 (Nm)	Servis Faktörü Service Factor f_B	Tahvil Oranı Ratio i_{ges}	Tip Type
1.5	90	159	0.8	15.63	DA102 90H4B DF102 90H4B
	106	135	0.95	13.28	
	119	121	1.05	11.86	
	139	103	1.2	10.13	
	173	83	1.4	8.16	
	185	78	1.45	7.63	
	214	67	1.6	6.59	
	252	57	1.75	5.60	
	282	51	1.85	5.00	
	330	43	2.0	4.27	
	353	41	2.1	4.00	
	418	34	2.3	3.37	
	228	63	2.0	11.86	
	267	54	2.3	10.13	
	331	43	2.7	8.16	
	354	41	2.8	7.63	
	410	35	3.0	6.59	
	482	30	3.3	5.60	
	540	27	3.6	5.00	
632	23	3.8	4.27		
675	21	4.0	4.00		
801	18	4.4	3.37		
2.2	0.84	22400	0.8	1670	DA976 100L4A DF976 100L4A
	0.98	19500	0.95	1438	
	1.1	17300	1.05	1279	
	1.3	15100	1.2	1123	
	1.4	13500	1.35	999	
	1.6	11600	1.55	861	
	1.9	10300	1.75	760	
	2.2	8710	2.1	656	
	2.6	7130	1.8	533	
	3.0	6150	2.1	462	
	3.3	5740	2.3	426	
	3.8	4960	2.6	368	
	4.3	4390	3.0	326	
	1.2	15800	0.8	1166	
	1.4	13900	0.95	1029	
	1.6	12000	1.1	889	
	1.8	10600	1.2	784	
	2.0	9400	1.4	695	
	2.3	8420	1.55	619	
	2.5	7580	1.7	558	
	2.9	6640	1.95	489	
	2.0	9510	0.85	699	
	2.3	8270	0.95	609	
	1.9	9890	0.8	730	
	2.2	8500	0.95	629	
	2.5	7620	1.05	560	
	2.9	6630	1.2	490	
3.3	5790	1.4	428		
3.7	5190	1.55	381		
4.4	4400	1.8	323		
4.8	3960	2.0	291		
5.5	3460	2.3	255		
6.3	3030	2.6	223		
					DA776 100L4A DF776 100L4A
					DA775 100L4A DF775 100L4A



GÜÇ DEVİR TABLOLARI

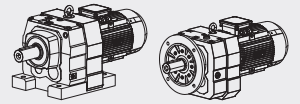
GEARED PERFORMANCE TABLES



Motor Gücü Motor Power P_1 (kW)	Çıkış Devri Output Speed n_2 (min^{-1})	Çıkış Momenti Output Torque M_2 (Nm)	Servis Faktörü Service Factor f_B	Tahvil Oranı Ratio i_{ges}	Tip Type
2.2	3.8	15800	0.8	369	DA675 100L4A DF675 100L4A
	4.4	13900	0.95	323	
	4.9	12000	1.1	285	
	5.6	10600	1.2	253	
	6.6	9400	1.4	214	
	4.3	8420	1.55	325	
	6.0	3170	0.95	234	DA575 100L4A DF575 100L4A
	6.8	2840	1.05	209	
	4.6	4540	0.95	203.16	DA673 112M6A DF673 112M6A
	5.4	3850	1.1	172.34	
	5.9	3550	1.2	158.68	
	6.6	3170	0.35	141.83	
	5.6	3740	1.15	251.15	DA673 100L4A DF673 100L4A
	6.1	3430	1.25	229.95	
	6.9	3030	1.4	203.16	
	8.2	2570	1.65	172.34	
	8.9	2360	1.8	158.68	
	9.9	2110	2.0	141.83	
	11	1900	2.3	127.68	
	12	1720	2.5	115.63	
	14	1530	2.8	102.53	
	15	1380	3.1	92.70	
	6.5	3220	0.95	216.28	DA573 100L4A DF573 100L4A
	7.6	2780	1.1	186.30	
	8.3	2530	1.2	170.02	
	9.4	2250	1.35	150.78	
	11	1890	1.6	126.75	
	12	1740	1.75	116.48	
	14	1540	1.95	103.44	
	15	1380	2.2	92.48	
	17	1240	2.4	83.15	
	20	1080	2.8	72.17	
	22	970	3.1	65.21	
24	890	3.4	59.92		
27	795	3.8	53.21		
30	710	4.2	47.58		
11	1860	0.85	124.97	DA473 100L4A DF473100L4A	
12	1760	0.9	118.43		
14	1540	1.0	103.65		
15	1390	1.1	93.38		
17	1220	1.25	81.92		
19	1080	1.45	72.57		
22	950	1.65	63.68		
23	900	1.7	60.35		
27	785	1.95	52.82		
30	710	2.2	47.58		
34	620	2.5	41.74		
38	550	2.8	36.84		
43	485	3.2	32.66		
41	515	2.9	34.40	DA472 100L4A DF472 100L4A	
45	470	3.3	31.40		
51	415	3.7	27.84		
60	350	4.4	23.40		
66	320	4.7	21.51		

GÜÇ DEVİR TABLOLARI

GEARED PERFORMANCE TABLES

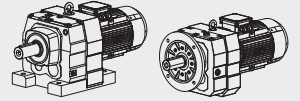


Motor Gücü Motor Power P_1 (kW)	Çıkış Devri Output Speed n_2 (min^{-1})	Çıkış Momenti Output Torque M_2 (Nm)	Servis Faktörü Service Factor f_B	Tahvil Oranı Ratio i_{ges}	Tip Type
2.2	21	980	0,85	65,77	DA373 100L4A DF373 100L4A
	24	860	0,95	57,68	
	27	775	1,05	52,07	
	31	685	1,2	45,81	
	33	645	1,25	43,26	
	38	550	1,5	36,83	
	42	500	1,65	33,47	
	49	430	1,9	29,00	
	56	375	2,1	25,23	
	60	350	2,3	23,37	DA372 100L4A DF372 100L4A
	66	320	2,6	21,43	
	75	280	2,8	18,80	
	79	265	2,9	17,82	
	90	230	3,2	15,60	
	100	210	3,4	14,05	
	35	595	1,0	39,88	DA283 100L4A DF283 100L4A
	38	560	1,0	37,50	
	44	480	1,1	32,27	
	49	430	1,2	28,83	
	60	350	1,6	23,44	DA282 100L4A DF282 100L4A
	71	295	2,0	19,89	
	79	270	2,2	17,95	
	89	235	2,4	15,79	
	95	220	2,5	14,91	
	111	189	2,8	12,70	
	122	172	2,9	11,54	
	141	149	3,2	10,00	
	162	130	3,4	8,70	
	181	116	3,3	7,79	
	38	555	0,8	37,30	DA273 100L4A DF273 100L4A
	40	525	0,85	35,07	
	47	450	1,0	30,18	
	52	400	1,1	26,97	
	64	325	1,4	21,93	DA272 100L4A DF272 100L4A
	76	275	1,6	18,60	
	84	250	1,8	16,79	
	95	220	2,0	14,77	
	101	210	2,1	13,95	
	119	177	2,3	11,88	
	131	161	2,4	10,79	
	151	139	2,7	9,35	
	156	135	2,8	9,06	
177	119	3,0	7,97		
104	205	2,2	26,31	DA272 90L2A DF272 90L2A	
109	192	2,3	24,99		
124	169	2,7	21,93		
147	143	3,1	18,60		
163	129	3,5	16,79		
185	114	3,8	14,77		
196	107	4,0	13,95		
73	285	1,05	19,27	DA202 100L4A DF202 100L4A	
87	240	1,15	16,22		
97	215	1,2	14,56		
112	187	1,35	12,54		



GÜÇ DEVİR TABLOLARI

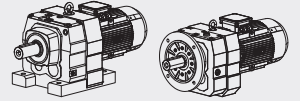
GEARED PERFORMANCE TABLES



Motor Gücü Motor Power P_1 (kW)	Çıkış Devri Output Speed n_2 (min^{-1})	Çıkış Momenti Output Torque M_2 (Nm)	Servis Faktörü Service Factor f_B	Tahvil Oranı Ratio i_{ges}	Tip Type
2.2	120	176	1.4	11.79	DA202 100L4A DF202 100L4A
	139	151	1.5	10.15	
	155	135	1.65	9.07	
	176	119	1.7	8.01	
	182	116	1.4	7.76	
	203	104	1.55	6.96	
	235	89	1.75	6.00	
	250	84	1.85	5.64	
	291	72	2.1	4.85	
	325	65	2.3	4.34	
	368	57	2.5	3.83	
	117	179	1.7	23.28	DA202 90L2A DF202 90L2A
	125	168	1.8	21.81	
	142	148	2.0	19.27	
	153	138	2.1	17.89	
	168	125	2.2	16.22	
	187	112	2.4	14.56	
	218	97	2.6	12.54	
	231	91	2.7	11.79	
	269	78	2.9	10.15	
	301	70	3.2	9.07	
	341	62	3.3	8.01	
	90	230	0.85	15.60	DA172 100L4A DF172 100L4A
	106	198	0.95	13.25	
	119	176	1.05	11.83	
	140	151	1.15	10.11	
	149	141	1.2	9.47	
	177	119	1.3	7.97	
	211	99	1.45	6.67	
	249	84	1.7	5.67	
	279	75	1.8	5.06	
	326	64	1.95	4.32	
	348	60	2.0	4.05	
	414	51	2.2	3.41	
	141	149	1.35	19.31	DA172 90L2A DF172 90L2A
	151	139	1.45	18.05	
	175	120	1.65	15.60	
	206	102	1.85	13.25	
	231	91	2.0	11.83	
	270	78	2.2	10.11	
	288	73	2.3	9.47	
	342	61	2.5	7.97	
409	51	2.8	6.67		
482	44	3.3	5.67		
540	39	3.5	5.06		
632	33	3.8	4.32		
675	31	3.9	4.05		
801	26	4.3	3.41		
139	151	0.8	10.13	DA102 100L4A DF102 100L4A	
214	98	1.1	6.59		
252	83	1.2	5.60		
282	75	1.3	5.00		
330	64	1.35	4.27		
353	60	1.45	4.00		
418	50	1.55	3.37		
206	102	1.25	13.28	DA102 90L2A DF102 90L2A	
230	91	1.4	11.86		
270	78	1.55	10.13		

GÜÇ DEVİR TABLOLARI

GEARED PERFORMANCE TABLES

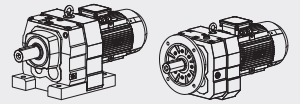


Motor Gücü Motor Power P_1 (kW)	Çıkış Devri Output Speed n_2 (min^{-1})	Çıkış Momenti Output Torque M_2 (Nm)	Servis Faktörü Service Factor f_B	Tahvil Oranı Ratio i_{ges}	Tip Type	
2.2	335	63	1.85	8.16	DA102 90L2A DF102 90L2A	
	358	59	1.9	7.63		
	414	51	2.1	6.59		
	488	43	2.3	5.60		
	546	39	2.5	5.00		
	639	33	2.6	4.27		
3.0	683	31	2.8	4.00	DA976 100L4B DF976 100L4B	
	1.2	20900	0.85	1123		
	1.4	18600	0.95	999		
	1.6	16000	1.1	861		
	1.8	14200	1.25	760		
	2.1	12100	1.5	656		
	2.8	9280	1.95	503		
	2.6	9880	1.3	533		DA876 100L4B DF876 100L4B
	3.0	8540	1.5	462		
	3.3	7940	1.65	426		
	3.8	6860	1.9	368		
	4.3	6070	2.1	326		
	5.0	5180	2.5	280		
	1.6	16600	0.8	889		DA875 100L4B DF875 100L4B
	1.8	14700	0.9	784		
	2.0	13000	1.0	695		
	2.3	11600	1.1	619		
	2.5	10500	1.25	558		DA776 100L4B DF776 100L4B
	2.8	9160	0.85	490		
	3.3	7990	1.0	428		
	3.7	7150	1.1	381		
	4.3	6070	1.3	323		
	4.8	5460	1.45	291		
	5.5	4770	1.7	255		DA775 100L4B DF775 100L4B
	2.7	9870	0.8	517		
	3.1	8650	0.95	453		DA675 100L4B DF675 100L4B
	6.5	4010	1.05	214		
	7.5	3500	1.25	187		
	5.5	4870	0.9	256		DA773 132S6A DF773 132S6A
	4.2	6780	1.2	222.60		
5.0	5740	1.4	188.45			
5.4	5320	1.5	174.40			
6.0	4760	1.7	156.31			
6.7	4300	1.85	141.12			
7.3	3910	2.0	128.18			
8.3	3470	2.3	113.72			
9.1	3150	2.5	103.20	DA673 132S6A DF673 132S6A		
5.9	4840	0.9	158.68			
6.6	4320	1.0	141.83			
7.4	3890	1.1	127.68	DA673 100L4B DF673 100L4B		
6.1	4710	0.9	229.95			
6.9	4160	1.5	203.16			
8.1	3530	1.2	172.34			
8.8	3250	1.3	158.68			
9.9	2900	1.5	141.83			
11	2610	1.65	127.68			
12	2370	1.8	115.63			
14	2100	2.0	102.53			
15	1900	2.3	92.70			
18	1610	2.7	78.57			
19	1490	2.9	72.88	DA573 100L4B DF573 100L4B		
9.3	3090	0.95	150.78			
11	2590	1.15	126.75			



GÜÇ DEVİR TABLOLARI

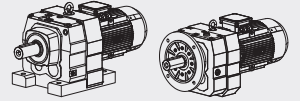
GEARED PERFORMANCE TABLES



Motor Gücü Motor Power P_1 (kW)	Çıkış Devri Output Speed n_2 (min^{-1})	Çıkış Momenti Output Torque M_2 (Nm)	Servis Faktörü Service Factor f_B	Tahvil Oranı Ratio i_{ges}	Tip Type
3.0	12	2380	1.25	116.48	DA573 100L4B DF573 100L4B
	14	2120	1.4	103.44	
	15	1890	1.6	92.48	
	17	1700	1.75	83.15	
	19	1480	2.0	72.17	
	21	1330	2.2	65.21	
	23	1230	2.5	59.92	
	26	1090	2.8	53.21	
	29	970	3.1	47.58	
	33	880	3.4	42.78	
	38	760	4.0	37.13	
	42	680	4.2	33.25	
	15	1910	0.8	93.38	DA473 100L4B DF473 100L4B
	17	1680	0.9	81.92	
	19	1490	1.05	72.57	
	22	1300	1.2	63.68	
	23	1230	1.25	60.35	
	27	1080	1.45	52.82	
	29	970	1.6	47.58	
	34	850	1.8	41.74	
	38	755	2.1	36.84	
	43	670	2.3	32.66	
	50	570	2.6	27.88	
	60	480	3.2	23.40	DA472 100L4B DF472 100L4B
	65	440	3.4	21.51	
	73	390	3.7	19.10	
	82	350	4.0	17.08	
	91	315	4.3	15.35	
	31	940	0.85	45.81	DA373 100L4B DF373 100L4B
	32	890	0.95	43.26	
	38	755	1.1	36.83	
	42	685	1.2	33.47	
	48	595	1.4	29.00	
	55	515	1.5	25.23	
	60	480	1.7	23.37	DA372 100L4B DF372 100L4B
	65	440	1.85	21.43	
	74	385	2.0	18.80	
	79	365	2.1	17.82	
	90	320	2.3	15.60	
	100	290	2.5	14.05	
	114	250	2.7	12.33	
	129	225	3.0	10.88	
145	197	3.2	9.64		
163	176	3.6	8.59		
181	158	3.8	7.74		
206	139	4.2	6.79		
60	480	1.15	23.44	DA282 100L4B DF282 100L4B	
70	405	1.45	19.89		
78	365	1.6	17.95		
89	325	1.75	15.79		
94	305	1.8	14.91		
110	260	2.0	12.70		
121	235	2.1	11.54		
140	205	2.3	10.00		
52	550	0.8	26.97	DA272 100L4B DF272 100L4B	
64	450	1.0	21.93		
75	380	1.2	18.60		
83	345	1.3	16.79		
95	300	1.45	14.77		

GÜÇ DEVİR TABLOLARI

GEARED PERFORMANCE TABLES

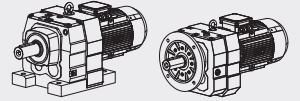


Motor Gücü Motor Power P_1 (kW)	Çıkış Devri Output Speed n_2 (min^{-1})	Çıkış Momenti Output Torque M_2 (Nm)	Servis Faktörü Service Factor f_B	Tahvil Oranı Ratio i_{ges}	Tip Type
3.0	100	285	1.5	13.95	DA272 100L4B DF272 100L4B
	118	245	1.65	11.88	
	130	220	1.75	10.79	
	150	191	1.95	9.35	
	155	185	2.0	9.06	
	176	163	2.2	7.97	
	186	154	2.3	7.53	
	218	131	2.6	6.41	
	240	119	2.7	5.82	
	277	103	3.0	5.05	
	319	90	3.1	4.39	
	128	225	2.0	21.93	DA272 100L2A DF272 100L2A
	151	190	2.4	18.60	
	167	172	2.6	16.79	
	190	151	2.9	14.77	
	201	143	3.0	13.95	
	236	122	3.3	11.88	
	259	110	3.5	10.79	
	86	330	0.85	16.22	DA203 100L4B DF203 100L4B
	96	300	0.9	14.56	
	112	255	0.95	12.54	
	119	240	1.0	11.79	
	138	210	1.1	10.15	
	154	186	1.2	9.07	
	175	164	1.25	8.01	
	181	159	1.05	7.76	DA202 100L4B DF202 100L4B
	201	143	1.1	6.96	
	233	123	1.25	6.00	
	248	115	1.35	5.64	
	288	99	1.5	4.85	
	323	89	1.65	4.34	
	365	78	1.85	3.83	
	237	121	2.0	11.79	
	276	104	2.2	10.15	
	309	93	2.4	9.07	
	349	82	2.5	8.01	
	361	79	2.1	7.76	
	402	71	2.2	6.96	
	467	61	2.5	6.00	
	496	58	2.7	5.64	
	577	50	3.0	4.85	
	646	44	3.3	4.34	
731	39	3.7	3.83		
139	205	0.8	10.11	DA172 100L4B DF172 100L4B	
148	194	0.85	9.47		
176	163	0.95	7.97		
210	137	1.05	6.67		
247	116	1.25	5.67		
277	104	1.3	5.06		
324	88	1.45	4.05		
346	83	1.45	3.41		
411	70	1.6	4.85		
277	103	1.65	10.11	DA172 100L2A DF172 100L2A	
296	97	1.7	9.47		
351	82	1.9	7.97		
420	68	2.1	6.67		
494	58	2.5	5.67		
553	52	2.6	5.06		



GÜÇ DEVİR TABLOLARI

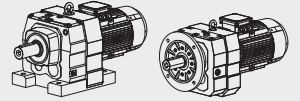
GEARED PERFORMANCE TABLES



Motor Gücü Motor Power P_1 (kW)	Çıkış Devri Output Speed n_2 (min^{-1})	Çıkış Momenti Output Torque M_2 (Nm)	Servis Faktörü Service Factor f_B	Tahvil Oranı Ratio i_{ges}	Tip Type
3.0	648	44	2.8	4.05	DA172 100L2A DF172 100L2A
	692	41	3.0	3.41	
	821	35	3.2	4.85	
	250	115	0.85	5.60	DA102 100L4B DF102 100L4B
	280	102	0.95	5.00	
	328	87	1.0	4.27	
	350	82	1.05	4.00	
	415	69	1.15	3.37	
	425	67	1.55	6.59	DA102 100L2A DF102 100L2A
	500	57	1.75	5.60	
	560	51	1.85	5.00	
	656	44	2.0	4.27	
	700	41	2.1	4.00	
	831	35	2.3	3.37	
	4.0	1.6	21200	0.85	
1.9		18700	0.95	760	
2.2		16000	1.10	656	
2.8		12300	1.45	503	
3.8		9190	1.95	376	
4.2		8180	2.20	335	
2.7		13100	1.00	533	DA876 100L4B DF876 100L4B
3.1		11300	1.15	462	
3.3		10500	1.25	426	
3.8		9060	1.45	368	
4.4		8010	1.60	326	
5.1		6850	1.90	280	
5.7		6050	2.2	247	
6.7		5220	2.5	214	
7.5		4620	2.8	189	DA875 100L4B DF875 100L4B
8.9		3880	3.3	159	
2.3		15300	0.85	619	
2.5		13800	0.95	558	
2.9		12100	1.1	489	DA776 100L4B DF776 100L4B
3.4		10200	1.25	415	
3.7		9430	0.85	381	
4.4		8000	1.00	323	
4.9		7200	1.10	291	
5.6		6290	1.25	255	
6.3		5520	1.45	223	
3.8		9440	0.85	376	
4.2		8500	0.95	339	DA675 112M4A DF675 112M4A
4.8		7450	1.05	297	
7.6		4620	0.95	187	
7.3		4640	0.90	193	DA873 132M6B DF873 132M6B
8.2	4330	1.0	172		
4.3	8860	0.90	222.60		
5.1	7500	1.05	188.45		
5.5	6940	1.15	174.40		
6.1	6220	1.30	156.31		
6.5	5620	1.40	141.12		
7.5	5100	1.55	128.18		
8.4	4520	1.75	113.72		
9.3	4110	1.95	103.20		
11	3530	2.30	88.70		

GÜÇ DEVİR TABLOLARI

GEARED PERFORMANCE TABLES

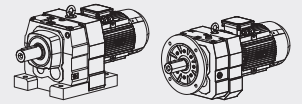


Motor Gücü Motor Power P_1 (kW)	Çıkış Devri Output Speed n_2 (min^{-1})	Çıkış Momenti Output Torque M_2 (Nm)	Servis Faktörü Service Factor f_B	Tahvil Oranı Ratio i_{ges}	Tip Type
4.0	8.2	4640	0.95	172.34	DA673 112M4A DF673 112M4A
	8.9	4270	1.0	158.68	
	10	3820	1.15	141.83	
	11	3430	1.25	127.68	
	12	3110	1.4	115.63	
	14	2760	1.55	102.53	
	15	2490	1.7	92.70	
	18	2110	2.0	78.57	
	19	1960	2.2	72.88	
	22	1760	2.4	65.60	
	24	1600	2.7	59.41	
	27	1420	3.0	52.68	
	12	3130	0.95	116.48	DA573 112M4A DF573 112M4A
	14	2780	1.1	103.44	
	15	2490	1.2	92.48	
	17	2240	1.35	83.15	
	20	1940	1.55	72.17	
	22	1750	1.7	65.21	
	24	1610	1.85	59.92	
	27	1430	2.1	53.21	
	30	1280	2.3	47.58	
	33	1150	2.6	42.78	
	38	1000	3.0	37.13	
	43	890	3.2	33.25	
	44	860	3.0	32.05	DA572 112M4A DF572 112M4A
	52	730	3.5	27.19	
	57	675	4.2	25.03	
	63	600	4.5	22.37	
	71	540	4.8	20.14	
	22	1710	0.9	63.68	DA473 112M4A DF473 112M4A
	24	1620	0.95	60.35	
	27	1420	1.1	52.82	
	30	1280	1.2	47.58	
	34	1120	1.4	41.74	
	39	990	1.55	36.84	
	43	880	1.75	32.66	
	51	750	2.0	27.88	
	41	930	1.6	34.40	
	45	840	1.85	31.40	DA472 112M4A DF472 112M4A
	51	750	2.1	27.84	
	61	630	2.5	23.40	
	66	580	2.6	21.51	
	74	515	2.8	19.10	
	83	460	3.0	17.08	
	92	415	3.2	15.35	
	107	360	3.6	13.33	
	119	320	3.8	11.93	
39	990	0.85	36.83	DA373 112M4A DF373 112M4A	
42	900	0.9	33.47		
49	780	1.05	29.00		
56	680	1.15	25.23		
61	630	1.3	23.37	DA372 112M4A DF372 112M4A	
66	575	1.4	21.43		
76	505	1.55	18.80		
80	480	1.65	17.82		
91	420	1.75	15.60		
101	380	1.9	14.05		
115	330	2.1	12.33		



GÜÇ DEVİR TABLOLARI

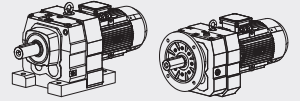
GEARED PERFORMANCE TABLES



Motor Gücü Motor Power P_1 (kW)	Çıkış Devri Output Speed n_2 (min^{-1})	Çıkış Momenti Output Torque M_2 (Nm)	Servis Faktörü Service Factor f_B	Tahvil Oranı Ratio i_{ges}	Tip Type
4.0	131	295	2.3	10.88	DA372 112M4A DF372 112M4A
	147	260	2.4	9.64	
	165	230	2.7	8.59	
	183	210	2.9	7.74	
	209	183	3.2	6.79	
	237	161	3.3	5.99	
	267	143	3.6	5.31	
	71	535	1.1	19.89	DA282 112M4A DF282 112M4A
	79	485	1.2	17.95	
	90	425	1.3	15.79	
	95	400	1.35	14.91	
	112	340	1.5	12.70	
	123	310	1.6	11.54	
	142	270	1.75	10.00	
	163	235	1.9	8.70	
	182	210	1.8	7.79	
	193	198	1.85	7.36	
	227	169	1.95	6.27	
	249	153	2.0	5.70	
	288	133	2.2	4.93	
	331	116	2.3	4.29	
	76	500	0.9	18.60	DA272 112M4A DF272 112M4A
	85	450	1.0	16.79	
	96	395	1.1	14.77	
	102	375	1.15	13.95	
	120	320	1.25	11.88	
	132	290	1.35	10.79	
	152	250	1.45	9.35	
	157	245	1.55	9.06	
	178	215	1.65	7.97	
	189	205	1.75	7.53	
	222	172	1.95	6.41	
	244	157	2.0	5.82	
	281	136	2.2	5.05	
	323	118	2.4	4.39	
	140	275	0.85	10.15	DA202 112M4A DF202 112M4A
	157	245	0.9	9.07	
	177	215	0.95	8.01	
	204	187	0.85	6.96	
	237	161	0.95	6.00	
	252	152	1.0	5.64	
	293	131	1.15	4.85	
327	117	1.25	4.34		
371	103	1.4	3.83		
176	215	1.25	16.22	DA202 112M2A DF202 112M2A	
196	195	1.35	14.56		
228	168	1.5	12.54		
242	158	1.55	11.79		
282	136	1.7	10.15		
315	121	1.8	9.07		
357	107	1.9	8.01		
369	104	1.55	7.76		
411	93	1.7	6.96		
477	80	1.95	6.00		
507	75	2.1	5.64		
589	65	2.3	4.85		
660	58	2.5	4.34		
746	51	2.8	3.83		

GÜÇ DEVİR TABLOLARI

GEARED PERFORMANCE TABLES

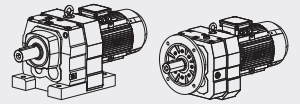


Motor Gücü Motor Power P_1 (kW)	Çıkış Devri Output Speed n_2 (min^{-1})	Çıkış Momenti Output Torque M_2 (Nm)	Servis Faktörü Service Factor f_B	Tahvil Oranı Ratio i_{ges}	Tip Type
5.5	2.2	22000	0.8	656	DA976 132S4A DF976 132S4A
	2.5	19300	0.95	579	
	2.8	16900	1.05	503	
	3.3	14400	1.25	432	
	3.8	12600	1.45	376	
	4.3	11200	1.6	335	
	4.7	10100	1.8	303	
	5.1	9310	1.95	279	
	3.1	15500	0.85	462	DA876 132S4A DF876 132S4A
	3.3	14400	0.9	426	
	3.9	12400	1.05	368	
	4.4	11000	1.2	326	
	5.1	9410	1.4	280	
	5.8	8300	1.55	247	
	6.7	7170	1.8	214	
	7.6	6340	2.0	189	
	5.9	8930	1.45	163.57	DA873 132M6C DF873 132M6C
	6.5	8040	1.6	147.14	
	8.0	6560	2.0	120.14	
	8.8	5980	2.2	109.48	
	10	5180	2.5	94.75	
	12	4570	2.8	83.60	
	5.5	9540	0.85	174.40	DA773 132M6C DF773 132M6C
	6.1	8550	0.95	156.31	
	6.8	7720	1.05	141.12	
	7.5	7010	1.15	128.18	
	8.4	6220	1.3	113.72	
	9.3	5650	1.4	103.20	
	6.4	8180	1.0	222.60	
	7.6	6920	1.15	188.45	
	8.2	6410	1.25	174.40	
	9.1	5740	1.4	156.31	
	10	5180	1.55	141.12	
	11	4710	1.7	128.18	
	13	4180	1.9	113.72	
14	3790	2.1	103.20		
16	3260	2.5	88.70		
18	2970	2.7	80.91		
19	2700	3.0	73.49		
22	2390	3.3	65.20		
24	2170	3.7	59.17		
28	1870	4.3	50.86		
11	4690	0.9	127.68	DA673 132S4A DF673 132S4A	
12	4250	1.0	115.63		
14	3770	1.15	102.53		
15	3400	1.25	92.70		
18	2890	1.5	78.57		
20	2680	1.6	72.88		
22	2410	1.8	65.60		
24	2180	1.95	59.41		
27	1930	2.2	52.68		
30	1750	2.5	47.63		
35	1480	2.9	40.37		
17	3050	1.0	83.15	DA573 132S4A DF573 132S4A	
20	2650	1.15	72.17		
22	2390	1.25	65.21		



GÜÇ DEVİR TABLOLARI

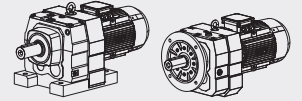
GEARED PERFORMANCE TABLES



Motor Gücü Motor Power P_1 (kW)	Çıkış Devri Output Speed n_2 (min^{-1})	Çıkış Momenti Output Torque M_2 (Nm)	Servis Faktörü Service Factor f_B	Tahvil Oranı Ratio i_{ges}	Tip Type
5.5	24	2200	1.35	59.92	DA573 132S4A DF573 132S4A
	27	1950	1.55	53.21	
	30	1750	1.7	47.58	
	33	1570	1.9	42.78	
	39	1360	2.2	37.13	
	43	1220	2.4	33.25	
	52	1010	2.6	27.58	DA572 132S4A DF572 132S4A
	45	1180	2.2	32.05	
	53	1000	2.6	27.19	
	57	920	3.1	25.03	
	64	820	3.3	22.37	
	71	740	3.5	20.14	
	78	670	3.7	18.24	
	88	595	4.0	16.17	DA473 132S4A DF473 132S4A
	30	1750	0.9	47.58	
	34	1530	1.0	41.74	
	39	1350	1.15	36.84	
	44	1200	1.3	32.66	
	51	1020	1.45	27.88	DA472 132S4A DF472 132S4A
	51	1020	1.5	27.84	
	61	860	1.8	23.40	
	66	790	1.9	21.51	
	75	700	2.0	19.10	
	84	625	2.2	17.08	
	93	565	2.4	15.35	
	107	490	2.6	13.33	
	120	440	2.8	11.93	
	144	365	3.2	9.90	
	156	335	3.6	9.14	
	174	300	3.8	8.22	
	200	260	4.1	7.13	DA372 132S4A DF372 132S4A
	76	690	1.15	18.80	
	80	655	1.2	17.82	
	92	575	1.3	15.60	
	102	515	1.4	14.05	
	116	455	1.5	12.33	
	131	400	1.65	10.88	
	148	355	1.8	9.64	
	166	315	2.0	8.59	
	185	285	2.2	7.74	
	211	250	2.3	6.79	
	239	220	2.5	5.99	
269	195	2.6	5.31	DA282 132S4A DF282 132S4A	
91	580	0.95	15.79		
96	550	1.0	14.91		
113	465	1.1	12.70		
124	425	1.2	11.54		
143	365	1.3	10.00		
164	320	1.4	8.70		
183	285	1.35	7.79		
194	270	1.35	7.36		
228	230	1.45	6.27		
251	210	1.5	5.70		
290	181	1.6	4.93		
333	158	1.7	4.29		

GÜÇ DEVİR TABLOLARI

GEARED PERFORMANCE TABLES

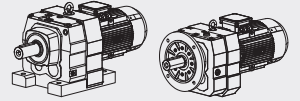


Motor Gücü Motor Power P_1 (kW)	Çıkış Devri Output Speed n_2 (min^{-1})	Çıkış Momenti Output Torque M_2 (Nm)	Servis Faktörü Service Factor f_B	Tahvil Oranı Ratio i_{ges}	Tip Type
5.5	331	159	2.8	8.70	DA282 132S2A DF282 132S2A
	369	142	2.7	7.79	
	391	134	2.8	7.36	
	460	114	2.9	6.27	
	506	104	3.0	5.70	
	584	90	3.2	4.93	
	671	78	3.5	4.29	
	97	545	0.8	14.77	DA272 132S4A DF272 132S4A
	103	510	0.85	13.95	
	120	435	0.95	11.88	
	132	395	1.0	10.79	
	153	345	1.1	9.35	
	179	295	1.2	7.97	
	190	275	1.25	7.53	
	223	235	1.4	6.41	
	246	215	1.5	5.82	
	283	185	1.65	5.05	
	326	161	1.75	4.39	
	308	171	2.2	9.35	DA272 132S2A DF272 132S2A
	361	145	2.4	7.97	
	383	137	2.5	7.53	
	449	117	2.9	6.41	
	494	106	3.0	5.82	
	571	92	3.3	5.05	
	656	80	3.5	4.39	
	295	178	0.85	4.85	DA202 132S4A DF202 132S4A
	330	159	0.9	4.34	
	373	141	1.0	3.83	
	230	230	1.1	12.54	DA202 132S2A DF202 132S2A
	244	215	1.15	11.79	
	284	185	1.25	10.15	
	318	165	1.35	9.07	
	359	146	1.4	8.01	
	480	109	1.45	6.00	
	511	103	1.5	5.64	
	593	89	1.7	4.85	
664	79	1.85	4.34		
752	70	2.1	3.83		
7.5	2.8	23100	0.8	503	
	3.3	19800	0.9	432	
	3.8	17300	1.05	376	
	4.3	15400	1.15	335	
	4.7	13900	1.3	303	
	5.1	12800	1.4	279	
	4.4	15000	0.85	326	DA 876 132M4B DF 876 132M4B
	5.1	12900	1.0	280	
	5.8	11400	1.15	247	
	6.7	9810	1.3	214	
	7.6	8680	1.5	189	
	9.0	7290	1.8	159	
	4.2	17100	1.05	229.71	DA973 160M6A DF973 160M6A
	5.1	13900	1.3	186.93	
	6.3	11400	1.6	153.07	



GÜÇ DEVİR TABLOLARI

GEARED PERFORMANCE TABLES

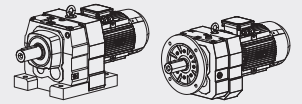


Motor Gücü Motor Power P_1 (kW)	Çıkış Devri Output Speed n_2 (min^{-1})	Çıkış Momenti Output Torque M_2 (Nm)	Servis Faktörü Service Factor f_B	Tahvil Oranı Ratio i_{ges}	Tip Type
7.5	6.9	10400	1.7	139.98	DA973 160M6A DF973 160M6A
	7.9	9090	2.0	121.81	
	8.9	8020	2.2	107.49	
	10	6950	2.6	93.19	
	12	6190	2.9	82.91	
	13	5500	3.3	73.70	
	14	5030	3.6	67.40	
	5.9	12200	1.05	163.57	DA873 160M6A DF873 160M6A
	6.5	11000	1.2	147.14	
	8.0	8940	1.45	120.04	
	8.8	8150	1.6	109.48	
	10	7060	1.85	94.75	
	12	6230	2.1	83.60	
	7.6	9440	0.85	188.45	DA773 132M4B DF773 132M4B
	8.2	8730	0.9	174.40	
	9.1	7830	1.0	156.31	
	10	7070	1.15	141.12	
	11	6420	1.25	128.18	
	13	5700	1.4	113.72	
	14	5170	1.55	103.20	
	16	4440	1.8	88.70	
	18	4050	1.95	80.91	DA772 132M4B DF772 132M4B
	19	3680	2.2	73.49	
	22	3270	2.5	65.20	
	24	2960	2.7	59.17	
	28	2550	3.1	50.86	
	15	4640	0.95	92.70	DA673 132M4B DF673 132M4B
	18	3940	1.1	78.57	
	20	3650	1.2	72.88	
	22	3290	1.3	65.60	
	24	2980	1.45	59.41	
	27	2640	1.65	52.68	
	30	2390	1.8	47.63	
	35	2020	2.1	40.37	
	41	1770	2.4	35.26	
	48	1480	2.9	29.49	
	46	1540	2.8	30.77	DA672 132M4B DF672 132M4B
	52	1380	3.1	27.58	
	57	1250	3.5	24.90	
	63	1130	3.8	22.62	
	24	3000	1.0	59.92	DA573 132M4B DF573 132M4B
	27	2670	1.15	53.21	
	30	2380	1.25	47.58	
	33	2140	1.4	42.78	
	39	1860	1.6	37.13	
	43	1670	1.75	33.25	
	52	1380	1.95	27.58	
	45	1610	1.6	32.05	DA572 132M4B DF572 132M4B
53	1360	1.9	27.19		
57	1250	2.3	25.03		
64	1120	2.4	22.37		
71	1010	2.6	20.14		
78	910	2.7	18.24		
39	1840	0.85	36.84	DA473 132M4B DF473 132M4B	
44	1640	0.95	32.66		
51	1400	1.05	27.88		



GÜÇ DEVİR TABLOLARI

GEARED PERFORMANCE TABLES

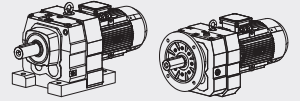


Motor Gücü Motor Power P_1 (kW)	Çıkış Devri Output Speed n_2 (min^{-1})	Çıkış Momenti Output Torque M_2 (Nm)	Servis Faktörü Service Factor f_B	Tahvil Oranı Ratio i_{ges}	Tip Type
7.5	51	1390	1.1	27.84	DA472 132M4B DF472 132M4B
	61	1170	1.3	23.40	
	66	1080	1.4	21.51	
	75	960	1.5	19.10	
	84	860	1.65	17.08	
	93	770	1.75	15.35	
	107	670	1.9	13.33	
	120	600	2.1	11.93	
	144	495	2.4	9.90	
	156	460	2.6	9.14	
	174	410	2.8	8.22	
	200	355	3.0	7.13	
	224	320	3.2	6.39	
	270	265	3.4	5.30	
	76	940	0.85	18.80	
	80	890	0.85	17.82	
	92	780	0.95	15.60	
	102	705	1.0	14.05	
	116	615	1.1	12.33	
	131	545	1.2	10.88	
	148	485	1.3	9.64	
	166	430	1.45	8.59	
	185	390	1.55	7.74	
	211	340	1.7	6.79	
	239	300	1.8	5.99	
	269	265	1.9	5.31	
	113	635	0.8	12.70	DA282 132M4B DF282 132M4B
	124	580	0.85	11.54	
	143	500	0.95	10.00	
	164	435	1.0	8.70	
	183	390	0.95	7.79	
	194	370	1.0	7.36	
	228	315	1.05	6.27	
	251	285	1.1	5.70	
	290	245	1.15	4.93	
	333	215	1.25	4.29	
179	400	0.9	7.97	DA272 132M4B DF272 132M4B	
190	375	0.95	7.53		
223	320	1.05	6.41		
246	290	1.1	5.82		
283	255	1.2	5.05		
326	220	1.25	4.39		
196	365	1.2	14.77	DA272 132S2B DF272 132S2B	
208	345	1.25	13.95		
244	295	1.4	11.88		
269	265	1.45	10.79		
310	230	1.6	9.35		
364	197	1.8	7.97		
385	186	1.9	7.53		
452	158	2.1	6.41		
498	144	2.2	5.82		
575	125	2.5	5.05		
660	108	2.6	4.39		
11	4.9	19600	0.9	295	DA975 160M4A DF975 160M4A
	5.3	18100	1.0	270	
	6.3	15300	1.2	229	
	7.2	13400	1.35	200	



GÜÇ DEVİR TABLOLARI

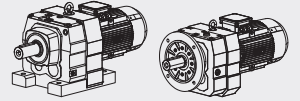
GEARED PERFORMANCE TABLES



Motor Gücü Motor Power P_1 (kW)	Çıkış Devri Output Speed n_2 (min^{-1})	Çıkış Momenti Output Torque M_2 (Nm)	Servis Faktörü Service Factor f_B	Tahvil Oranı Ratio i_{ges}	Tip Type
11	8.5	11300	1.6	169	DA975 160M4A DF975 160M4A
	5.0	19800	0.9	291	
	4.3	22500	0.8	335	DA975 160M4A DF975 160M4A
	4.8	20300	0.9	303	
	5.2	18700	0.95	279	
	5.8	16600	0.8	247	DA875 160M4A DF875 160M4A
	6.7	14300	0.9	214	
	7.6	12700	1.05	189	
	9.1	10700	1.2	159	
	5.1	20500	0.9	186.93	DA973 160L6B DF973 160L6B
	6.3	16700	1.05	153.07	
	6.9	15300	1.2	139.98	
	7.9	13300	1.35	121.81	
	6.3	16800	1.05	229.71	DA973 160M4A DF973 160M4A
	7.7	13600	1.3	186.93	
	9.4	11200	1.6	153.07	
	10	10200	1.75	139.98	
	12	8890	2.0	121.81	
	13	7840	2.3	107.49	
	15	6800	2.7	93.19	
	17	6050	3.0	82.91	
	6.5	16100	0.8	147.14	DA873 160L6B DF873 160L6B
	8.0	13100	1.0	120.04	
	8.8	12000	1.1	109.48	
	10	10400	1.25	94.75	
	8.8	11900	1.1	163.57	DA873 160M4A DF873 160M4A
	9.8	10700	1.2	147.14	
	12	8740	1.5	120.04	
	13	7970	1.65	109.48	
	15	6900	1.9	94.75	
	17	6090	2.1	83.60	
	20	5260	2.5	72.20	
	22	4890	2.7	67.09	
	24	4460	2.9	61.19	
	27	3860	3.4	52.96	
	10	10300	0.8	141.12	DA773 160M4A DF773 160M4A
	11	9350	0.85	128.18	
	13	8300	0.95	113.72	
	14	7530	1.05	103.20	
	16	6470	1.25	88.70	
	18	5900	1.35	80.91	
	20	4360	1.5	73.49	
	22	4760	1.7	65.20	
	24	4320	1.85	59.17	
28	3710	2.2	50.86		
32	3240	2.5	44.39		
38	2750	2.9	37.65		
44	2400	3.3	32.91		
22	4790	0.9	65.60	DA673 160M4A DF673 160M4A	
24	4330	1.0	59.41		
27	3840	1.1	52.68		
30	3470	1.25	47.63		
36	2940	1.45	40.37		
41	2570	1.65	35.26		
49	2150	2.0	29.49		

GÜÇ DEVİR TABLOLARI

GEARED PERFORMANCE TABLES

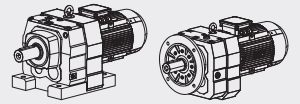


Motor Gücü Motor Power P_1 (kW)	Çıkış Devri Output Speed n_2 (min^{-1})	Çıkış Momenti Output Torque M_2 (Nm)	Servis Faktörü Service Factor f_B	Tahvil Oranı Ratio i_{ges}	Tip Type
11	47	2240	1.9	30.77	DA672 160M4A DF672 160M4A
	52	2010	2.1	27.58	
	58	1820	2.4	24.90	
	64	1650	2.6	22.62	
	72	1460	2.9	20.07	
	79	1330	3.2	18.21	
	34	3120	0.95	42.78	DA573 160M4A DF573 160M4A
	39	2710	1.1	37.13	
	43	2430	1.2	33.25	
	52	2010	1.35	27.58	
	58	1830	1.55	25.03	DA572 160M4A DF572 160M4A
	64	1630	1.65	22.37	
	71	1470	1.8	20.14	
	79	1330	1.9	18.24	
	89	1180	2.0	16.17	
	98	1070	2.2	14.62	
	116	900	2.4	12.39	
	133	790	2.7	10.83	
	155	675	3.0	9.29	
	172	610	3.3	8.39	
	202	520	3.8	7.12	
	232	455	4.2	6.21	
	67	1570	0.95	21.51	DA472 160M4A DF472 160M4A
	75	1390	1.05	19.10	
	84	1250	1.1	17.08	
	94	1120	1.2	15.35	
	108	970	1.3	13.33	
	121	870	1.4	11.93	
	145	720	1.65	9.90	
	158	665	1.8	9.14	
175	600	1.95	8.22		
202	520	2.1	7.13		
225	465	2.2	6.39		
272	385	2.3	5.30		
132	795	0.85	10.88	DA372 160M4A DF372 160M4A	
149	705	0.9	9.64		
186	565	1.1	7.74		
212	495	1.15	6.79		
240	435	1.25	5.99		
271	390	1.3	5.31		
15	6.4	20700	0.8	229	DA975 160L4B DF975 160L4B
	7.3	18100	1.0	200	
	8.6	15200	1.2	169	
	6.4	20800	0.85	227	
	7.4	18100	1.0	198	
	6.3	20700	0.8	153.07	DA973 180L6A DF973 180L6A
	6.9	18100	1.0	139.98	
	8.0	15200	1.2	121.81	
	9.0	20800	0.85	107.49	
	6.4	22500	0.8	229.71	DA973 160L4B DF973 160L4B
	7.8	18300	1.0	186.93	
	9.5	15000	1.2	153.07	
	10	13700	1.3	139.98	
	12	12000	1.5	121.81	
	14	10500	1.7	107.49	
	16	9140	1.95	93.19	
	18	8130	2.2	82.91	
	20	7230	2.5	73.70	
22	6610	2.7	67.40		



GÜÇ DEVİR TABLOLARI

GEARED PERFORMANCE TABLES

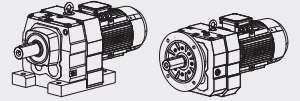


Motor Gücü Motor Power P_1 (kW)	Çıkış Devri Output Speed n_2 (min^{-1})	Çıkış Momenti Output Torque M_2 (Nm)	Servis Faktörü Service Factor f_B	Tahvil Oranı Ratio i_{ges}	Tip Type
15	8.9	16100	0.8	109.48	DA873 180L6A DF873 180L6A
	10	14000	0.95	94.75	
	12	12300	1.05	83.60	
	13	10600	1.2	72.20	
	14	9860	1.3	67.09	
	8.9	16000	1.8	163.57	DA873 160L4B DF873 160L4B
	9.9	14400	0.9	147.14	
	12	11800	1.1	120.04	
	13	10700	1.2	109.48	
	15	9280	1.4	94.75	
	17	8190	1.6	83.60	
	20	7070	1.85	72.20	
	22	6570	2.0	67.09	
	24	5990	2.2	61.19	
	28	5190	2.5	52.96	
	31	4580	2.8	46.73	
	14	10100	0.8	103.20	DA773 160L4B DF773 160L4B
	16	8700	0.9	88.70	
	18	7940	1.0	80.91	
	20	7210	1.1	73.49	
	22	6400	1.25	65.20	
	25	5800	1.4	59.17	
	29	4990	1.6	50.86	
	33	4360	1.85	44.39	
	39	3690	2.2	37.65	
	44	3230	2.5	32.91	
	52	2730	2.8	27.83	
	31	4670	0.9	47.63	DA673 160L4B DF673 160L4B
	36	3960	1.1	40.37	
	41	3460	1.25	35.26	
	50	2890	1.5	29.49	
	47	3020	1.4	30.77	DA672 160L4B DF672 160L4B
	53	2710	1.6	27.58	
	59	2440	1.75	24.90	
	65	2220	1.95	22.62	
	73	1970	2.2	20.07	
	80	1790	2.4	18.21	
	93	1540	2.8	15.65	
	107	1340	3.2	13.66	
	53	2710	1.0	27.19	DA572 160L4B DF572 160L4B
	58	2460	1.15	25.03	
	65	2200	1.25	22.37	
72	1980	1.3	20.14		
80	1790	1.4	18.24		
90	1590	1.5	16.17		
100	1430	1.6	14.62		
118	1220	1.8	12.39		
135	1060	1.95	10.83		
157	910	2.2	9.29		
174	820	2.5	8.39		
205	700	2.9	7.12		
235	610	3.1	6.21		
85	1680	0.85	17.08	DA472 160L4B DF472 160L4B	
95	1510	0.9	15.35		
110	1310	1.0	13.33		
122	1170	1.05	11.93		
147	970	1.2	9.90		
160	900	1.35	9.14		
178	810	1.45	8.22		



GÜÇ DEVİR TABLOLARI

GEARED PERFORMANCE TABLES

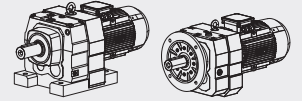


Motor Gücü Motor Power P_1 (kW)	Çıkış Devri Output Speed n_2 (min^{-1})	Çıkış Momenti Output Torque M_2 (Nm)	Servis Faktörü Service Factor f_B	Tahvil Oranı Ratio i_{ges}	Tip Type
18.5	7.8	22500	0.8	186.93	DA973 180M4A DF973 180M4A
	9.6	18500	1.0	153.07	
	10	16900	1.05	139.98	
	12	14700	1.25	121.81	
	14	13000	1.4	107.49	
	16	11200	1.6	93.19	
	18	10000	1.8	82.91	
	20	8890	2.0	73.70	
	22	8130	2.2	67.40	
	25	7070	2.5	58.65	
	12	14500	0.9	120.04	DA873 180M4A DF873 180M4A
	13	13200	1.0	109.48	
	15	11400	1.15	94.75	
	18	10100	1.3	83.60	
	20	8690	1.5	72.20	
	22	8080	1.6	67.09	
	24	7370	1.75	61.19	
	28	6380	2.0	52.96	
	31	5630	2.3	46.73	
	36	4860	2.7	40.35	
	18	9760	0.8	80.91	DA773 180M4A DF773 180M4A
	20	8860	0.9	73.49	
	22	7860	1.0	65.20	
	25	7140	1.1	59.17	
	29	6130	1.3	50.86	
	33	5350	1.5	44.39	
	39	4540	1.75	37.65	
	45	3970	2.0	32.91	
	53	3360	2.3	27.83	
	50	3570	2.2	29.57	DA772 180M4A DF772 180M4A
	61	2910	2.8	24.12	
	67	2650	3.0	22.00	
	77	2300	3.5	19.04	
	87	2030	4.0	16.80	
	36	4870	0.9	40.37	DA673 180M4A DF673 180M4A
	42	4250	1.0	35.26	
	50	3560	1.2	29.49	
	59	3000	1.45	24.90	DA672 180M4A DF672 180M4A
	65	2730	1.6	22.62	
	73	2420	1.8	20.07	
	80	2200	1.95	18.21	
	94	1890	2.3	15.65	
107	1650	2.6	13.66		
126	1400	3.1	11.59		
145	1220	3.5	10.13		
186	950	3.1	7.86		
220	800	3.7	6.66		
73	2430	1.05	20.14	DA572 180M4A DF572180M4A	
80	2200	1.15	18.24		
91	1950	1.25	16.17		
100	1760	1.3	14.62		
118	1490	1.45	12.39		
135	1310	1.6	10.83		
158	1120	1.8	9.29		
175	1010	2.0	8.39		
206	860	2.3	7.12		
236	750	2.5	6.21		
282	625	2.8	5.20		
326	545	3.0	4.50		



GÜÇ DEVİR TABLOLARI

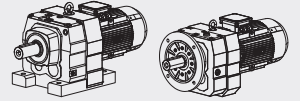
GEARED PERFORMANCE TABLES



Motor Gücü Motor Power P_1 (kW)	Çıkış Devri Output Speed n_2 (min^{-1})	Çıkış Momenti Output Torque M_2 (Nm)	Servis Faktörü Service Factor f_B	Tahvil Oranı Ratio i_{ges}	Tip Type
18.5	110	1610	0.8	13.33	DA472 180M4A DF472 180M4A
	123	1440	0.85	11.93	
	148	1190	1.0	9.90	
	160	1100	1.1	9.14	
	178	990	1.15	8.22	
	205	860	1.25	7.13	
	229	770	1.3	6.39	
	276	640	1.4	5.30	
22	9.6	22000	0.8	153.07	DA973 180L4B DF 973 180L4B
	10	20100	0.9	139.98	
	12	17500	1.05	121.81	
	14	15400	1.15	107.49	
	16	13400	1.35	93.19	
	18	11900	1.5	82.91	
	20	10600	1.7	73.70	
	22	9670	1.85	67.40	
	25	8410	2.1	58.65	
	28	7420	2.4	51.76	
	33	6430	2.8	44.87	
	13	15700	0.85	109.48	
	15	13600	0.95	94.75	
	18	12000	1.1	83.60	
	20	10300	1.25	72.20	
	22	9610	1.35	67.09	
	24	8760	1.5	61.19	
	28	7580	1.7	52.96	
	31	6690	1.95	46.73	
	36	5780	2.2	40.35	
	41	5110	2.5	35.69	
	49	4300	3.0	30.00	
	22	9350	0.85	65.20	DA773 180L4B DF773 180L4B
	25	8480	0.95	59.17	
	29	7290	1.1	50.86	
	33	6370	1.25	44.39	
	39	5400	1.5	37.65	
	45	4720	1.7	32.91	
	53	3990	1.9	27.83	
	50	4240	1.85	29.57	DA772 180L4B DF772 180L4B
	61	3460	2.3	24.12	
	67	3150	2.5	22.00	
	77	2730	2.9	19.04	
	87	2410	3.3	16.80	
	101	2080	3.8	14.51	
	114	1840	4.3	12.83	
	42	5060	0.85	35.26	DA673 180L4B DF673 180L4B
	50	4230	1.0	29.49	
	59	3570	1.2	24.90	DA672 180L4B DF672 180L4B
	65	3240	1.35	22.62	
	73	2880	1.5	20.07	
	80	2610	1.65	18.21	
94	2240	1.9	15.65		
107	1960	2.2	13.66		
126	1660	2.6	11.59		
145	1450	3.0	10.13		
171	1230	3.5	8.56		
186	1130	2.6	7.86		
220	960	3.1	6.66		
252	840	3.6	5.82		

GÜÇ DEVİR TABLOLARI

GEARED PERFORMANCE TABLES

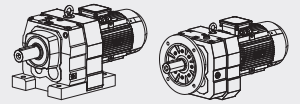


Motor Gücü Motor Power P_1 (kW)	Çıkış Devri Output Speed n_2 (min^{-1})	Çıkış Momenti Output Torque M_2 (Nm)	Servis Faktörü Service Factor f_B	Tahvil Oranı Ratio i_{ges}	Tip Type	
22	73	2890	0.9	20.14	DA572 180L4B DF572 180L4B	
	80	2620	0.95	18.24		
	91	2320	1.05	16.17		
	100	2100	1.1	14.62		
	118	1780	1.25	12.39		
	135	1550	1.35	10.83		
	158	1330	1.5	9.29		
	175	1200	1.7	8.39		
	206	1020	1.95	7.12		
	236	890	2.1	6.21		
	282	745	2.4	5.20		
	326	645	2.5	4.50		
	30	14	20900	0.85	107.49	DA973 200L4A DF973 200L4A
		16	18200	1.0	93.19	
		18	16200	1.1	82.91	
		20	14400	1.25	73.70	
		22	13100	1.35	67.40	
		25	11400	1.55	58.65	
		28	10100	1.8	51.76	
		33	8740	2.1	44.87	
37		7780	2.3	39.92		
43		6710	2.7	34.41		
30	53	5450	3.3	27.96	DA873 200L4A DF873 200L4A	
	62	4620	3.9	23.71		
	18	16300	0.8	83.60		
	20	14000	0.95	72.20		
	22	13100	1.0	67.09		
	24	11900	1.1	61.19		
	28	10300	1.25	52.96		
	32	9090	1.45	46.73		
	36	7850	1.65	40.35		
	41	6950	1.85	35.69		
	49	5840	2.2	30.00		
	61	4710	2.5	24.23		
	72	3980	3.0	20.47		
	30	82	3510	3.0	18.06	DA872 200L4A DF872 200L4A
		94	3050	4.3	15.66	
		29	9910	0.8	50.86	
		33	8650	0.9	44.39	
		39	7340	1.1	37.65	
		45	6410	1.25	32.91	
		53	5420	1.4	27.83	
61		4700	1.7	24.12		
67		4290	1.85	22.00		
77		3710	2.2	19.04		
88	3270	2.4	16.80			
101	2830	2.8	14.51			
115	2500	3.2	12.83			
136	2100	3.8	10.79			
194	1480	3.5	7.59			
230	1240	4.1	6.38			



GÜÇ DEVİR TABLOLARI

GEARED PERFORMANCE TABLES

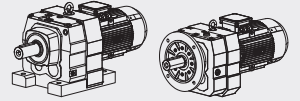


Motor Gücü Motor Power P_1 (kW)	Çıkış Devri Output Speed n_2 (min^{-1})	Çıkış Momenti Output Torque M_2 (Nm)	Servis Faktörü Service Factor f_B	Tahvil Oranı Ratio i_{ges}	Tip Type
30	73	3910	1.1	20.07	DA672 200L4A DF672 200L4A
	81	3550	1.2	18.21	
	94	3050	1.4	15.65	
	108	2660	1.6	13.66	
	127	2660	1.9	11.59	
	145	1970	2.2	10.13	
	172	1670	2.6	8.56	
	187	1530	1.95	7.86	
	221	1300	2.3	6.66	
	252	1140	2.6	5.82	
	299	960	3.0	4.92	
	101	2850	0.8	14.62	DA572 200L4A DF572 200L4A
	119	2420	0.9	12.39	
	136	2110	1.0	10.83	
	158	1810	1.1	9.29	
	175	1640	1.25	8.39	
	207	1390	1.45	7.12	
	237	1210	1.55	6.21	
	283	1010	1.75	5.20	
327	880	1.85	4.50		
37	16	22400	0.8	93.19	DA973 225S4A DF973 225S4A
	18	19900	0.9	82.91	
	20	17700	1.0	73.70	
	22	16200	1.1	67.40	
	25	14100	1.3	58.65	
	28	12400	1.45	51.76	
	33	10800	1.65	44.87	
	37	9600	1.90	39.92	
	43	8270	2.2	34.41	
	53	6720	2.7	27.96	
	48	7380	1.35	30.71	DA972 225S4A DF972 225S4A
	60	5900	2.4	24.57	
	67	5250	2.5	21.85	
	77	4580	3.5	19.03	
	87	4080	3.7	16.98	
	22	16100	0.8	67.09	DA873 225S4A DF873 225S4A
	24	14700	0.9	61.19	
	28	12700	1.0	52.96	
	32	11200	1.15	46.73	
	36	9680	1.35	40.35	
	41	8570	1.5	35.69	
	49	7200	1.8	30.00	
	61	5810	2.0	24.23	
	72	4910	2.4	20.47	
	82	4340	2.4	18.06	DA872 225S4A DF872 225S4A
	94	3760	3.5	15.66	
	106	3340	3.8	13.93	
39	9050	0.9	37.65	DA773 225S4A DF773 225S4A	
45	7910	1.0	32.91		
53	6690	1.15	27.83		
61	5800	1.4	24.12		
67	5290	1.5	22.00	DA772 225S4A DF772 225S4A	
77	4580	1.75	19.04		
88	4040	2.0	16.80		
101	3490	2.3	14.51		
115	3080	2.6	12.83		
136	2590	3.1	10.79		
169	2090	3.7	8.71		
194	1820	2.8	7.59		



GÜÇ DEVİR TABLOLARI

GEARED PERFORMANCE TABLES

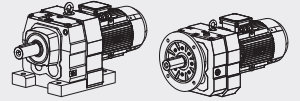


Motor Gücü Motor Power P_1 (kW)	Çıkış Devri Output Speed n_2 (min^{-1})	Çıkış Momenti Output Torque M_2 (Nm)	Servis Faktörü Service Factor f_B	Tahvil Oranı Ratio i_{ges}	Tip Type
37	73	4820	0.9	20.07	DA672 225S4A DF672 225S4A
	81	4380	1.0	18.21	
	94	3760	1.15	15.65	
	108	3280	1.3	13.66	
	127	2790	1.55	11.59	
	145	2430	1.75	10.13	
	172	2060	2.1	8.56	
	187	1890	1.55	7.86	
	221	1600	1.85	6.66	
	252	1400	2.1	5.82	
299	1180	2.5	4.92		
45	20	21500	0.85	73.70	DA973 225M4B DF973 225M4B
	22	19700	0.9	67.40	
	25	17100	1.05	58.65	
	28	15100	1.2	51.76	
	33	13100	1.35	44.87	
	37	11700	1.55	39.92	
	43	10100	1.8	34.41	
	53	8170	2.2	27.96	
	62	6930	2.6	23.71	
	48	8980	1.1	30.71	
	60	7180	1.95	24.57	
	67	6390	2.0	21.85	
	77	5560	2.9	19.03	
	87	4960	3.0	16.98	
	28	15500	0.85	52.96	DA873 225M4B DF873 225M4B
	32	13600	0.95	46.73	
	36	11800	1.1	40.35	
	41	10400	1.25	35.69	
	49	8760	1.5	30.00	
	61	7070	1.7	24.23	
	72	5970	2.0	20.47	DA873 225M4B DF873 225M4B
	82	5270	2.0	18.06	
	94	4570	2.8	15.66	
	106	4070	3.1	13.93	
	123	3510	3.7	12.01	
	203	2120	4.1	7.25	DA773 225M4B DF773 225M4B
	45	9620	0.85	32.91	
	53	8130	0.95	27.83	
	61	7050	1.15	24.12	
	67	6430	1.25	22.00	DA772 225M4B DF772 225M4B
77	5570	1.45	19.04		
88	4910	1.65	16.80		
101	4240	1.9	14.51		
115	3750	2.1	12.83		
136	3150	2.5	10.79		
169	2550	3.1	8.71		
194	2220	2.3	7.59		
230	1860	2.7	6.38		
285	1510	3.0	5.15		
94	4580	0.95	15.65	DA672 225M4B DF672 225M4B	
108	3990	1.1	13.66		
127	3390	1.25	11.59		
145	2960	1.45	10.13		
172	2500	1.7	8.56		
187	2300	1.3	7.86		
221	1950	1.5	6.66		
252	1700	1.78	5.82		
299	1440	2.0	4.92		



GÜÇ DEVİR TABLOLARI

GEARED PERFORMANCE TABLES

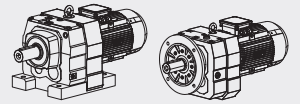


Motor Gücü Motor Power P_1 (kW)	Çıkış Devri Output Speed n_2 (min^{-1})	Çıkış Momenti Output Torque M_2 (Nm)	Servis Faktörü Service Factor f_B	Tahvil Oranı Ratio i_{ges}	Tip Type
55	25	20900	0.85	58.65	DA973 250M4A DF973 250M4A
	29	18400	1.0	51.76	
	33	16000	1.15	44.87	
	37	14200	1.25	39.92	
	43	12300	1.45	34.41	
	53	9960	1.8	27.96	DA972 250M4A DF972 250M4A
	62	8440	2.1	23.71	
	60	8750	1.6	24.57	
	68	7780	1.65	21.85	
	77	6780	2.4	19.03	
	87	6050	2.5	16.98	
	102	5450	3.5	14.48	
	123	4270	4.0	11.99	DA873 250M4A DF873 250M4A
	32	16600	0.8	46.73	
	37	14300	0.9	40.35	
	41	12700	1.0	35.69	
	49	10700	1.2	30.00	
	61	8610	1.4	24.23	
	72	7280	1.65	20.47	
	82	6420	1.65	18.06	
	94	5570	2.3	15.66	
	106	4950	2.5	13.93	
	123	4270	3.0	12.01	
	151	3470	3.8	9.76	
	203	2580	3.4	7.25	
250	2100	4.1	5.89		
77	6780	1.2	19.04	DA772 250M4A DF772 250M4A	
88	5980	1.35	16.80		
102	5170	1.55	14.51		
115	4570	1.75	12.83		
137	3840	2.1	10.79		
169	3100	2.5	8.71		
194	2700	1.9	7.59		
231	2270	2.2	6.38		
286	1830	2.5	5.15	DA973 280S4A DF973 280S4A	
33	21700	0.85	44.87		
37	19300	0.95	39.92		
43	16700	1.1	34.41		
53	13500	1.35	27.96		DA972 280S4A DF972 280S4A
62	11500	1.55	23.71		
60	11900	1.2	24.57		
68	10600	1.25	21.85		
78	9210	1.75	19.03		
87	8220	1.85	16.98		
102	7000	2.6	14.48		
123	5800	2.9	11.99		
145	4950	3.4	10.24		DA872 280S4A DF872 280S4A
49	14500	0.9	30.00		
61	11700	1.0	24.23		
72	9890	1.2	20.47	DA873 280S4A DF873 280S4A	
82	8730	1.2	18.06		
95	7570	1.7	15.66		
106	6730	1.85	13.93		
123	5800	2.2	12.01		
152	4710	2.8	9.76		
179	4000	3.2	8.28		
204	3510	2.5	7.25		
251	2850	3.0	5.89		
296	2420	3.6	5.00		



GÜÇ DEVİR TABLOLARI

GEARED PERFORMANCE TABLES



Motor Gücü Motor Power P_1 (kW)	Çıkış Devri Output Speed n_2 (min^{-1})	Çıkış Momenti Output Torque M_2 (Nm)	Servis Faktörü Service Factor f_B	Tahvil Oranı Ratio i_{ges}	Tip Type
90	37	23200	0.8	39.92	DA973 280H4B DF973 280H4B
	43	20000	0.9	34.41	
	53	16200	1.1	27.96	
	62	13800	1.3	23.71	DA972 280H4B DF972 280H4B
	60	14300	1.0	24.57	
	68	12700	1.0	21.85	
	78	11100	1.45	19.03	
	87	9860	1.5	16.98	
	102	8410	2.1	14.48	
	123	3630	2.4	11.99	
	145	5940	2.9	10.24	
	72	11900	1.0	20.47	DA872 280H4B DF872 280H4B
	82	10500	1.0	18.06	
	95	9080	1.45	15.66	
	106	8080	1.55	13.93	
123	6960	1.85	12.01		
152	5660	2.3	9.76		
179	4800	2.7	8.28		
204	4210	2.1	7.25		
251	3420	2.5	5.89		
296	2900	3.0	5.00		
110	53	19800	0.9	27.96	DA972 280H4B DF972 280H4B
	63	16800	1.05	23.71	
	78	13500	1.2	19.03	
	87	12000	1.25	16.98	
	103	10200	1.75	14.48	
	124	8480	2.0	11.99	
	145	7240	2.3	10.24	
132	63	20100	0.9	23.71	DA972 315M4B DF972 315M4B
	78	16200	1.0	19.03	
	87	14400	1.05	16.98	
	103	12300	1.45	14.48	
	124	10200	1.65	11.99	
	145	8690	1.95	10.24	
160	103	14900	1.2	14.48	DA972 315L4C DF972 315L4C
	124	12300	1.4	11.99	
	145	10500	1.6	10.24	

